

HUBLI ELECTRICITY SUPPLY COMPANY LIMITED

Statement Showing Division Wise Detail DCB for the Month of FY 2020-21 (Up to Sept-20).

(Rs In lakhs)

S.No	Division	Description	Total No. of Install.	CONNECTED LOAD (MWs) (1000)	CONSUMPTION In kWh	OPENING BALANCE				DEMAND				COLLECTION				CLOSING BALANCE							
						Revenue	Interest	Tax	Total	Revenue	FAC	Interest	Tax	Total	Revenue	FAC	Interest	Tax	Total	Revenue	FAC	Interest	Tax	Total	
						11	12	13	14	15	16	17	18	19	20	21	22	23	24	25	26				
400	HESCOM																								
LT-1	Up to 40 Units	0/0/0	692365	31.88	102.30	0.68	1.42	0.07	3.70	6699.23	18.58	0.45	0.43	6718.70	6702.35	18.73	1.48	0.36	6722.93	- 2.43	1.38	0.38	0.14	- 0.53	
LT-1	Above 40 Units	0/0/0	67252	5.19	44.49	1951.87	805.37	110.92	2937.39	1436.12	30.78	178.82	119.24	1784.75	777.83	31.41	44.85	72.87	928.76	2610.16	- 31.41	1039.34	157.29	3775.38	
LT-1	Total	0/0/0	759617	37.06	146.79	1952.55	908.79	111.00	2941.10	8135.35	49.36	179.07	119.67	8483.45	7480.18	50.14	46.14	73.23	7649.69	2607.73	- 30.03	1039.72	157.44	3774.86	
LT-2	a	Lighting & Act	2901988	3299.32	904.10	6285.12	957.84	1881.09	9898.97	53962.30	208.10	598.79	3722.39	58511.59	49741.57	183.19	407.45	3487.75	53799.98	10525.85	1017.83	1149.18	1915.73	14608.56	
LT-3		Coml. Lighting	397133	781.83	218.95	1868.89	103.88	831.86	2978.02	21423.16	58.02	195.76	1599.46	23274.40	20983.84	52.54	152.34	1607.48	22796.19	2308.21	174.87	147.30	823.84	3454.23	
LT-4(a)		IP Sets (10 HP & Below)	987535	4901.74	3249.79	61368.03	75643.16	26.40	137235.91	211200.77	647.67	50.85	0.33	211899.62	211132.26	625.67	3.73	0.94	211762.63	61436.52	220.33	75690.27	25.79	137372.91	
LT-4(b)		IP Sets (Above 10 HP)	852	23.45	7.38	5460.06	3392.49	346.05	9245.74	353.47	3.48	341.29	22.32	720.56	6.14	0.04	0.00	0.12	6.31	5807.39	50.58	3733.78	368.24	8959.99	
LT-4(c)		IP Sets Pvt. Horticulture	445	2.20	0.40	72.06	29.43	2.33	104.98	23.41	0.10	4.24	1.13	28.88	17.75	0.07	0.72	0.83	19.37	77.73	1.16	32.95	2.62	114.49	
LT-5		LT Industrial	122493	1047.05	145.28	1522.94	108.72	408.77	2118.37	11783.96	38.58	109.25	717.24	12648.03	11238.13	37.15	84.45	684.79	12044.52	2068.77	81.37	133.52	439.22	2722.88	
LT-6a		Water supply	51208	281.22	-173.19	22059.08	4585.97	898.17	27947.61	10816.80	47.82	1211.36	671.58	12547.55	8742.41	25.38	1021.80	529.21	10318.80	23933.47	428.84	4775.53	1038.53	30176.36	
LT-6b		Streetlights	25573	85.09	73.26	8274.26	933.66	787.33	10037.10	5957.02	20.44	569.93	409.01	6956.40	5497.85	15.48	342.81	343.23	6198.97	8733.62	66.81	1160.98	833.11	10794.53	
LT-7		Temporary Supply (67 HP & Below)	134210	235.64	14.92	- 1828.40	131.77	421.00	- 1282.54	3808.15	1.42	25.53	138.53	3973.62	3449.47	4.74	18.77	114.19	3587.17	- 1469.72	- 10.23	138.53	445.34	- 896.09	
LT-TOTAL			5381054	10674.70	4334.08	107634.59	95783.70	5490.04	281221.28	327244.10	1072.91	9296.08	7401.65	335045.10	318289.42	574.40	2078.01	6841.79	328183.62	118029.58	2001.54	18003.77	6049.45	212082.74	
HT-1		Water Supply	403	112.43	164.25	9585.55	1384.04	617.11	11804.84	9643.58	48.14	805.25	753.55	11250.52	7346.57	29.19	672.83	578.88	8627.38	11882.55	237.09	1516.66	791.67	14427.97	
HT-2(a)		HT Industrial	1968	927.58	405.81	4138.23	- 32.41	983.47	5284.19	31905.82	124.12	339.86	2348.14	34717.95	31099.58	114.11	150.98	2339.10	33703.33	4944.49	204.82	156.89	892.51	6298.80	
HT-2(b)		Commercial	891	107.95	46.38	- 131.94	17.51	548.79	438.40	5155.23	12.24	29.39	338.80	5535.68	5183.03	13.17	25.97	294.13	5516.30	- 159.74	3.11	20.92	594.46	458.75	
HT-2(c)		Hospitals	363	51.75	29.71	- 314.85	40.85	137.12	- 131.05	2740.25	8.24	18.82	218.12	2986.23	2364.52	8.98	15.81	161.98	2549.10	60.78	7.20	44.86	193.25	308.08	
HT-3(a)		LR Irrigation	319	536.25	162.27	2388.04	547.65	197.40	3363.47	9031.83	78.12	179.81	408.09	9695.64	7824.81	34.88	106.85	348.09	8314.41	3594.87	271.81	620.81	257.40	4744.89	
HT-3(b)		Govt. & Pvt. Horticulture	3	0.10	0.01	2.84	0.20	0.04	3.10	1.02	0.00	0.09	0.05	1.17	3.93	0.00	0.20	0.05	4.18	- 0.07	0.02	0.09	0.04	0.09	
HT-4		Residential Apartments	38	9.34	8.71	- 49.56	11.75	41.89	5.50	625.36	2.07	2.10	51.91	681.43	584.09	2.14	0.44	49.47	638.14	- 8.30	1.36	13.41	44.32	50.79	
HT-5		Temporary Supply (67 HP & Above)	69	35.06	14.84	687.86	28.52	16.37	736.31	314.43	0.84	18.02	21.98	355.08	274.85	0.34	0.77	9.37	285.14	727.83	3.86	45.78	28.98	808.24	
HT-TOTAL			3852	1780.47	831.78	18306.17	9889.10	2543.12	21806.78	5941.33	274.57	934.14	4140.63	85223.67	54851.17	260.90	972.34	3781.68	88836.98	21042.22	729.17	2413.40	2802.83	27093.43	
TOTAL (LT + HT)			5384906	12455.17	5765.83	126000.76	105672.80	6037.16	222271.01	386761.72	1344.53	4880.22	11542.28	405268.67	374007.72	1176.20	3080.85	10622.40	358858.75	137016.93	2730.74	30421.47	8962.48	239123.21	
Misc. Receipts/Trading			-	-	-	-	-	- 52.53	1036.80	-	-	-	1036.80	1037.13	-	-	-	1037.13	- 52.87	-	-	-	-	- 52.87	
GRAND TOTAL			5384906	12455.17	5765.83	126000.76	105672.80	6037.16	222807.48	387738.52	1344.53	4880.22	11542.28	405268.67	374007.72	1176.20	3080.85	10622.40	358858.75	137016.93	2730.74	30421.47	8962.48	239123.21	
Check Difference			-	-	-	-	-	-	-	-	-	-	-	-	-	-	-	-	-	-	-	-	-	-	

SEAL

NOTARY
P. S. SIRDESHPADE
 B.Com LL.B (Spl) MBA
 ADVOCATE
 HUBLI 580 025
 Reg No 22394
 Date 17-08-2020
 to five years
 भारत सरकार

423

Executive Engineer (EI)
 RA Section
 Corporate Office, Hescm
 Navanagar, Hubballi - 580 025

HUBLI ELECTRICITY SUPPLY COMPANY LIMITED

Statement Showing Division Wise Detail DCB for the Month of FY 2020-21 (Up to Sept-20).

(Rs in lakhs)

S.No	Description	Total No of Install.	CONNECTED LOAD (MVA) ('000)	CONSUMPTION In MU	OPENING BALANCE				DEMAND				COLLECTION				CLOSING BALANCE									
					Revenue	Interest	Tax	Total	Revenue	FAC	Interest	Tax	Total	Revenue	FAC	Interest	Tax	Total	Revenue	FAC	Interest	Tax	Total			
1	2	3	4	5	6	7	8	9	10	11	12	13	14	15	16	17	18	19	20	21	22	23	24	25	26	
484 Hubli - Urban																										
LT-1 Up to 40Units	BVO	1	-	-	-0.28	-	-	-0.28	-	-	-	-	-	-	-	-	-	-	-	-	-	-	-	-	-	
LT-1 Above 40 Units	BVO	-	-	-	-	-	-	-	-	-	-	-	-	-	-	-	-	-	-	-	-	-	-	-	-	
LT-1	BVO Total	1	-	-	-0.28	-	-	-0.28	-	-	-	-	-	-	-	-	-	-	-	-	-	-	-	-	-	
LT-2 a	Lighting & AEH	212993	336.03	97.72	401.53	89.58	345.20	836.31	8441.52	27.25	46.04	464.33	6679.15	8273.31	27.28	30.85	416.89	6748.11	589.74	-0.00	104.97	392.64	1067.35			
LT-3	Coal. Lighting	42042	86.29	21.08	147.89	10.23	186.46	324.58	2272.72	7.10	19.64	166.78	2486.22	2259.15	7.10	13.53	157.58	2437.37	161.45	0.01	16.34	175.84	353.43			
LT-4(a)	JP Sets (10 HP & Below)	1078	3.77	1.70	41.52	446.16	0.00	487.68	123.36	0.49	43.10	-	166.95	124.35	0.49	-	-	124.84	40.53	-0.00	489.25	0.00	529.79			
LT-4(b)	JP Sets (Above 10 HP)	10	0.03	0.01	23.17	5.14	-0.00	28.32	0.80	0.00	0.04	-	0.84	0.02	-	-	-	0.02	23.95	0.01	5.18	-0.00	29.14			
LT-4(c)	JP Sets Pvt. Horticulture	18	0.06	0.00	-0.04	0.00	0.01	-0.02	0.10	0.01	0.00	-	0.11	-0.01	0.01	-	-	0.02	0.06	-	0.00	0.01	0.07			
LT-5	LT Industrial	5312	78.89	12.22	-1.23	8.07	129.41	136.25	1109.81	4.81	8.95	68.48	1192.05	1100.59	4.81	7.18	56.10	1168.66	7.98	0.00	9.86	141.79	159.63			
LT-6a	Water supply	1850	9.49	2.41	385.01	67.02	49.02	521.34	174.81	0.87	29.81	10.91	216.41	234.29	1.08	0.18	0.88	236.23	325.54	0.07	116.65	59.25	501.51			
LT-6b	Street Lights	1283	5.59	5.99	869.97	243.39	154.74	1272.48	467.30	2.27	101.40	35.90	606.87	505.31	2.17	0.11	0.73	508.33	831.95	4.47	344.88	189.91	1371.01			
LT-7	Temporary Supply (67 HP & Below)	22404	32.84	1.52	-504.54	18.96	241.82	-243.78	390.83	0.71	0.14	14.48	406.16	249.01	0.71	0.06	5.76	255.53	-362.72	0.00	19.04	250.54	-93.13			
LT TOTAL		286971	552.78	142.64	1363.00	908.54	1086.66	3362.88	10981.26	43.61	249.12	760.66	12034.76	10746.06	43.63	61.69	537.74	11479.12	1598.20	4.57	1105.88	1209.78	3918.53			
HT-1	Water Supply	4	1.35	0.15	95.92	14.28	4.22	114.49	23.48	0.05	5.89	0.70	30.13	24.28	0.04	-	-	24.30	95.15	0.08	20.17	4.93	120.33			
HT-2(a)	HT Industrial	172	39.23	24.14	-278.01	11.04	412.18	147.23	1784.84	8.14	24.40	122.13	1919.50	1774.04	8.14	18.80	64.20	1884.98	-285.21	0.02	16.84	470.11	201.78			
HT-2(b)	Commercial	191	32.24	17.48	-511.81	9.88	492.61	-9.32	1882.58	5.14	11.35	131.18	2030.23	1878.84	5.14	9.44	91.86	1985.28	-508.08	-	11.78	531.92	35.63			
HT-2 (c)	Hospitals	29	7.59	8.33	-247.43	34.08	91.88	-121.47	562.67	2.35	2.87	43.44	611.32	497.25	2.35	2.82	17.73	519.95	-182.01	-	34.32	117.59	-30.10			
HT-3(a)	LT Irrigation	-	-	-	-	-	-	-	-	-	-	-	-	-	-	-	-	-	-	-	-	-	-			
HT-3(b)	Govt. & Pvt. Horticulture	-	-	-	-	-	-	-	-	-	-	-	-	-	-	-	-	-	-	-	-	-	-			
HT-4	Residential Apartments	5	1.42	1.67	-37.60	-0.14	38.78	1.05	120.32	0.47	0.13	10.00	130.92	123.79	0.47	0.06	8.22	132.54	-41.07	-	-0.06	40.96	-0.57			
HT-5	Temporary Supply (67 HP & Above)	9	0.80	0.08	-8.78	0.18	5.05	-3.56	10.87	0.02	-	0.55	11.45	15.19	0.02	-	0.39	15.61	-13.10	-	0.18	5.21	-7.72			
HT TOTAL		410	82.63	49.82	985.70	69.31	1044.73	128.43	4384.76	16.17	44.64	307.91	4733.65	4313.37	16.16	30.72	182.40	4642.95	924.31	0.10	83.23	1170.32	318.33			
TOTAL (LT + HT)		287381	635.40	192.46	2377.23	977.85	2131.39	3491.31	15366.02	59.78	293.76	1068.57	16768.41	15059.43	59.79	92.41	620.14	16021.77	2522.51	4.67	1189.20	2380.10	4237.86			
Misc. Receipts/Trading		-	-	-	-15.02	-	-	-15.02	49.14	-	-	-	49.14	49.14	-	-	-	49.14	-15.02	-	-	-	-15.02			
GRAND TOTAL		287381	635.40	192.46	2362.21	977.85	2131.39	3476.30	15396.17	59.78	293.76	1068.57	16817.55	15108.57	59.79	92.41	620.14	16070.91	2507.49	4.67	1189.20	2365.10	4222.84			
Check Difference		-	-	-	-	-	-	-	-	-	-	-	-	-	-	-	-	-	-	-	-	-	-	-		

P. S. SIRDESHANDE
HUBLI SBC DIST
REG NO 22394
Date 17-08-2020
To five years
INDIA

424

Executive Engineer (EI)
RA Section
Corporate Office, Hescom
Navanagar, Hubballi - 580 025

HUBLI ELECTRICITY SUPPLY COMPANY LIMITED
RA Section
Navanagar, Hubballi - 580 025

HUBLI ELECTRICITY SUPPLY COMPANY LIMITED

Statement Showing Division Wise Detail DCB for the Month of FY 2020-21 (Up to Sept-20).

(Rs in lakhs)

Tariff	Description	Total No. of units	CONNECTED LOAD (MW) ('000)	CONSUMPTION in MUs	OPENING BALANCE				DEMAND					COLLECTION					CLOSING BALANCE					
					Revenue	Interest	Tax	Total	Revenue	FAC	Interest	Tax	Total	Revenue	FAC	Interest	Tax	Total	Revenue	FAC	Interest	Tax	Total	
1	2	3	4	5	11	12	13	14	15	16	17	18	19	20	21	22	23	24	25	26	27	28		
423 Hubli - Rural																								
LT-1 Up to 40 Units	BYNO	36959	1.32	4.81	-	-	-	-	312.12	0.35	-	-	312.47	312.12	0.35	-	-	312.47	-	-	-	-	-	
LT-1 Above 40 Units	BYNO	4730	0.69	3.17	397.85	99.97	5.32	510.97	111.71	1.78	26.58	9.84	149.90	53.25	1.19	5.29	5.07	64.79	456.31	8.42	121.26	10.10	598.08	
LT-1	BYNO Total	41689	2.01	7.97	397.85	99.97	5.32	510.97	423.83	2.13	26.58	9.84	462.38	365.38	1.53	5.29	5.07	377.26	456.31	8.42	121.26	10.10	598.08	
LT-2 a	Lighting & ASH	86034	48.67	18.01	403.88	140.78	18.38	608.36	929.26	4.47	25.72	61.63	1021.08	809.71	2.21	14.27	59.80	886.00	523.43	49.83	152.21	18.19	743.45	
LT-3	Coml. Lighting	7194	13.47	5.08	66.79	6.85	8.61	91.71	443.29	1.37	4.81	33.77	483.24	448.54	1.08	3.94	38.23	489.79	61.54	9.74	7.72	6.16	85.16	
LT-4(a)	IP Sets (10 HP & below)	8472	44.23	9.28	825.24	862.89	0.61	1488.97	602.49	1.44	-	-	603.92	602.48	1.44	0.00	-	603.91	625.25	0.23	862.89	0.61	1488.98	
LT-4(b)	IP Sets (Above 10 HP)	29	0.35	0.00	26.91	19.48	1.04	47.44	0.94	0.00	1.25	-	2.19	0.05	-	0.00	-	0.05	27.79	0.03	20.71	1.04	49.58	
LT-4(c)	IP Sets Pvt. Horticulture	13	0.06	0.02	4.41	0.62	0.23	5.37	0.99	0.00	0.17	0.08	1.23	2.95	-	0.40	0.17	3.52	2.46	0.12	0.39	0.12	3.08	
LT-5	LT Industrial	2851	30.21	3.32	39.92	7.47	1.68	49.62	264.51	0.98	2.23	16.16	283.85	286.28	0.84	1.53	17.12	285.77	38.15	0.70	8.16	0.69	47.70	
LT-6a	Water supply	1729	10.43	6.21	1134.82	113.22	35.54	1304.72	398.03	1.57	53.83	23.69	477.13	275.55	0.05	39.51	12.59	327.70	1257.30	22.67	127.54	46.64	1454.15	
LT-6b	Streetlights	878	2.58	1.92	128.04	-13.50	16.38	135.89	142.67	0.51	8.45	10.30	161.93	87.93	0.10	13.74	8.20	109.97	182.78	5.40	-18.79	18.45	187.84	
LT-7	Temporary Supply (07 HP & below)	1585	3.15	0.22	-44.94	0.14	0.38	-44.62	56.93	0.08	0.61	2.10	59.73	64.77	0.07	0.61	2.11	67.56	-52.78	-0.17	0.14	0.38	-52.46	
LT-TOTAL			16074	165.16	621.3	272.01	127.74	54.73	1104.4	321.04	12.1	123.64	107.68	3646.17	2923.13	7.32	79.10	1112.8	3161.64	3122.23	67.8	127.22	102.35	4803.57
HT-1	Water Supply	5	1.69	0.63	2.29	0.07	0.21	3.27	40.06	0.22	0.56	2.94	43.78	32.42	0.15	0.22	2.40	35.20	9.93	0.76	0.41	0.75	11.86	
HT-2(a)	HT Industrial	63	16.01	7.73	3.05	-0.12	-0.15	2.99	669.44	2.82	0.56	40.85	713.48	869.36	2.61	0.58	40.74	713.29	3.13	0.22	-0.13	-0.04	3.18	
HT-2(b)	Commercial	13	1.46	0.31	1.01	0.01	0.06	1.08	43.41	0.11	0.18	2.41	46.11	41.82	0.10	0.08	2.34	44.14	2.81	0.01	0.11	0.12	3.04	
HT-2 (c)	Hospitals	8	0.35	0.08	0.37	0.01	0.01	0.53	9.98	0.02	0.10	0.47	10.56	8.85	0.02	0.09	0.45	9.41	1.49	0.14	0.02	0.03	1.68	
HT-3(a)	LT Irrigation	3	1.69	0.10	13.59	0.11	0.82	14.69	14.82	0.01	0.48	0.28	15.37	19.00	-	0.41	1.02	20.43	9.22	0.19	0.17	0.05	9.63	
HT-3(b)	Govt. & Pvt. Horticulture	-	-	-	-	-	-	-	-	-	-	-	-	-	-	-	-	-	-	-	-	-	-	
HT-4	Residential Apartments	-	-	-	-	-	-	-	-	-	-	-	-	-	-	-	-	-	-	-	-	-	-	
HT-5	Temporary Supply (07 HP & Above)	1	0.13	0.02	-4.30	-	-	-4.30	3.88	0.00	0.01	0.14	4.03	3.88	0.00	0.01	0.14	4.03	-4.30	-	-	-	-4.30	
HT-TOTAL			93	21.54	8.98	15.02	0.09	0.56	11.27	71.40	2.93	1.89	47.08	833.32	775.13	2.63	1.39	47.10	828.51	22.25	1.31	0.13	0.31	23.08
TOTAL (LT + HT)			16167	186.70	630.28	287.03	127.83	55.29	1115.6	401.44	15.03	125.53	154.76	4479.49	3698.26	9.95	80.49	1159.90	3489.65	3244.48	69.11	127.35	102.66	4826.65
Misc. Receipts/Trading																								
GRAND TOTAL																								
Check Difference																								

P. S. SIRDESH PANDE
 B Com LL B (Spl) MBA
 ADVOCATE
 HUBLI 580 025
 Reg No 22394
 Date 17-08-2020
 to five years
 भारत सरकार नोटरी

425

Executive Engineer (EI)
 RA Section
 Corporate Office, Hescom
 Navanagar, Hubballi - 580 025


HUBLI ELECTRICITY SUPPLY COMPANY LIMITED
Statement Showing Division Wise Detail DCB for the Month of FY 2020-21 (Up to Sept-20).

(Rs in lakhs)

Tariff	Description	Total No. of Install.	CONNECTED LOAD (MVA) ('000)	CONSUMPTION IN MUs	OPENING BALANCE				DEMAND				COLLECTION					CLOSING BALANCE											
					Revenue	Interest	Tax	Total	Revenue	FAC	Interest	Tax	Total	Revenue	FAC	Interest	Tax	Total	Revenue	FAC	Interest	Tax	Total						
1	2	3	4	5	6	7	8	9	10	11	12	13	14	15	16	17	18	19	20	21	22	23	24	25	26				
424	Dharwad - Urban																												
LT-1 Up to 40Units	IS/KI	-	-	-	-	-	0.00	0.00	-	-	-	-	-	-	-	-	-	-	-	-	-	-	-	-	0.00	0.00			
LT-1 Above 40 Units	IS/KI	45	0.00	-	0.06	-	-0.00	0.06	-	-	-	-	-	-	-	-	-	-	-	-	-	-	-	-	-	0.00	0.00		
LT-1	IS/KI Total	45	0.00	-	0.06	-	0.00	0.06	-	-	-	-	-	-	-	-	-	-	-	-	-	-	-	-	-	0.00	0.00		
LT-2 a	Lighting & ABH	99513	178.67	42.40	77.93	3.46	40.39	121.79	2837.98	11.57	10.55	198.74	3058.85	2823.40	11.57	9.75	209.54	3054.28	92.52	-0.00	4.28	26.60	-	-	-	-	0.00	0.00	
LT-3	Cont. Lighting	15309	38.49	8.73	56.79	3.26	16.23	76.29	945.60	2.62	5.87	68.81	1022.90	955.59	2.62	4.95	78.81	1041.97	46.81	-	4.18	6.24	-	-	-	-	0.00	0.00	
LT-4(a)	IP Sets (10 HP & below)	1878	8.41	2.08	-14.88	115.26	0.13	100.71	157.79	0.44	6.49	-	184.72	154.87	0.44	0.00	-	155.30	-11.78	-	121.75	0.13	-	-	-	-	0.00	0.00	
LT-4(b)	IP Sets (Above 10 HP)	6	0.07	0.01	7.22	1.53	0.26	9.02	0.65	0.00	0.22	0.04	0.91	0.38	0.00	0.00	0.01	0.40	7.50	-0.00	1.75	0.29	-	-	-	-	0.00	0.00	
LT-4(c)	IP Sets Pvt. Horticulture	17	0.11	0.01	1.82	0.21	0.25	2.29	0.65	0.00	0.07	0.05	0.78	0.53	0.00	0.01	0.03	0.58	1.94	-0.00	0.28	0.27	-	-	-	-	0.00	0.00	
LT-5	LT Industrial	1473	20.81	2.04	14.91	0.53	-0.51	14.94	191.01	0.83	1.35	11.08	204.05	195.38	0.63	1.10	9.54	208.63	10.57	-0.00	0.78	1.01	-	-	-	-	0.00	0.00	
LT-6a	Water supply	864	3.80	1.09	262.05	43.28	19.46	324.79	78.24	0.22	12.37	5.19	96.02	115.78	0.22	0.12	0.78	116.87	224.51	-	55.54	23.89	-	-	-	-	0.00	0.00	
LT-6b	Street Lights	809	2.62	4.25	649.86	116.90	71.79	838.56	360.21	1.16	43.68	25.42	430.48	314.34	1.16	5.43	48.14	367.07	695.74	-0.00	155.16	51.07	-	-	-	-	0.00	0.00	
LT-7	Temporary Supply (67 HP & Below)	7858	28.66	0.80	-38.43	2.23	17.38	-16.82	219.32	0.28	0.17	7.76	227.50	206.24	0.28	0.41	11.26	218.17	-23.36	-0.00	1.99	13.88	-	-	-	-	0.00	0.00	
LT- TOTAL		27572	281.43	67.33	1019.54	296.67	165.40	1479.62	4791.45	18.89	80.79	317.09	8206.21	4766.47	18.90	21.77	294.10	6181.23	1044.52	0.00	345.69	126.38	-	-	-	-	0.00	0.00	
HT-1	Water Supply	3	1.83	0.50	112.96	15.33	6.91	135.23	37.88	0.15	7.02	2.54	47.38	6.98	0.15	0.00	0.07	7.20	143.88	0.00	22.35	9.39	-	-	-	-	0.00	0.00	
HT-2(a)	HT Industrial	48	13.62	12.48	-70.73	0.53	1.92	-68.28	854.57	3.64	0.58	60.48	919.27	800.82	3.64	0.83	47.96	853.25	-16.98	-0.00	0.28	14.44	-	-	-	-	0.00	0.00	
HT-2(b)	Commercial	60	9.25	3.88	21.54	2.81	4.06	28.41	405.45	1.06	2.46	20.49	426.46	403.64	1.06	1.14	18.81	425.65	23.36	0.00	4.12	4.75	-	-	-	-	0.00	0.00	
HT-2 (c)	Hospitals	14	3.00	3.82	-0.25	-1.78	2.03	-0.00	151.06	1.14	0.31	8.91	161.42	149.57	1.14	0.17	9.22	160.11	1.23	-	-1.85	1.73	-	-	-	-	0.00	0.00	
HT-3(a)	Lift Irrigation	-	-	-	-	-	-	-	-	-	-	-	-	-	-	-	-	-	-	-	-	-	-	-	-	-	-	-	-
HT-3(b)	Govt. & Pvt. Horticulture	-	-	-	-	-	-	-	-	-	-	-	-	-	-	-	-	-	-	-	-	-	-	-	-	-	-	-	-
HT-4	Residential Apartments	1	0.13	0.01	0.01	0.01	-0.01	-0.00	1.81	0.00	0.01	0.08	1.88	1.61	0.00	0.01	0.08	1.68	0.01	0.00	0.01	-0.01	-	-	-	-	0.00	0.00	
HT-5	Temporary Supply (67 HP & Above)	1	0.11	0.10	-0.01	-	-0.01	-0.01	12.79	0.03	-	0.88	13.80	12.95	0.03	-	0.82	13.78	-0.16	-	-	0.16	-	-	-	-	0.00	0.00	
HT- TOTAL		127	27.93	20.50	83.54	15.83	14.91	95.34	1463.16	6.02	10.37	61.47	1673.02	1375.57	6.02	2.16	77.53	1431.57	161.10	0.00	25.11	30.45	-	-	-	-	0.00	0.00	
TOTAL (LT + HT)		27699	309.36	87.83	1083.08	312.50	180.31	1566.96	6254.61	22.90	91.16	410.56	8779.23	6142.03	22.91	23.32	434.04	6622.90	1196.62	0.00	370.80	156.84	-	-	-	-	0.00	0.00	
Misc. Receipts/Trading		-	-	-	-	-	-	-	45.12	-	-	-	45.12	45.12	-	-	-	45.12	-	-	-	-	-	-	-	-	-	-	
GRAND TOTAL		27699	309.36	87.83	1083.08	312.50	180.31	1566.96	6299.73	22.90	91.16	410.56	8824.35	6187.15	22.91	23.32	434.04	6668.02	1195.68	0.00	370.80	156.84	-	-	-	-	0.00	0.00	
Check Difference		-	-	-	-	-	-	-	-	-	-	-	-	-	-	-	-	-	-	-	-	-	-	-	-	-	-	-	



Executive Engineer (EI)
 RA Section
 Corporate Office, Hesco
 Navanagar, Hubballi - 580 025



HUBLI ELECTRICITY SUPPLY COMPANY LIMITED
 Statement Showing Division Wise Detail DCB for the Month of FY 2020-21 (Up to Sept-20).

(Rs in lakhs)

1	2	3	4	5	6				7					8					9								
					Revenue	Interest	Tax	Total	Revenue	FAC	Interest	Tax	Total	Revenue	FAC	Interest	Tax	Total	Revenue	FAC	Interest	Tax	Total				
																								Opening Balance	Demand	Collection	Closing Balance
485 Dharwad - Rural																											
LT-1 Up to 40 Units	BY/IO	28532	1.18	3.51	-0.00	-	-	-0.00	234.87	0.09	-	-	234.96	234.87	0.09	-	-	234.96	-0.00	0.00	-	-	-	-	-	-	-0.00
LT-1 Above 40 Units	BY/IO	3451	0.28	1.78	32.48	32.18	2.37	69.69	49.52	1.31	4.55	4.51	59.89	34.54	2.11	1.68	4.11	42.44	47.46	1.85	35.06	2.77	-	-	-	-	87.14
LT-1	BY/IO Total	29983	1.44	5.27	32.48	32.18	2.37	69.69	284.39	1.40	4.55	4.51	294.85	269.41	2.20	1.68	4.11	277.40	47.46	1.85	35.06	2.77	-	-	-	-	87.14
LT-2 a	Lighting & ABT	68965	42.28	13.45	274.27	20.00	6.12	323.51	705.90	3.35	13.29	45.63	768.17	819.35	1.63	8.07	47.70	878.75	360.82	24.84	25.21	4.05	-	-	-	-	414.92
LT-3	Contl. Lighting	5344	11.18	4.31	53.09	1.72	5.19	65.13	376.25	1.18	3.43	28.58	408.43	384.80	0.97	3.06	32.24	421.07	44.53	5.34	2.09	1.53	-	-	-	-	53.49
LT-4(a)	IP Sets (10 HP & Below)	24949	117.73	48.23	1268.18	1744.87	5.67	3037.19	3195.56	6.39	-	-	3201.97	3206.14	5.02	-9.36	0.88	3202.68	1258.63	19.03	1754.03	4.79	-	-	-	-	3036.48
LT-4(b)	IP Sets (Above 10 HP)	17	0.19	-	11.06	7.04	0.05	18.15	0.17	-	0.40	-	0.57	0.29	-	-0.10	-0.19	-	10.94	0.00	7.54	0.24	-	-	-	-	18.73
LT-4(c)	IP Sets Pvc Horticulture	26	0.16	0.01	12.25	8.47	0.07	20.82	0.71	0.00	0.59	0.02	1.31	0.69	0.00	-0.24	0.02	0.47	12.26	0.04	9.30	0.07	-	-	-	-	21.67
LT-5	LT Industrial	3765	43.10	4.28	111.28	3.16	4.34	123.55	353.22	1.22	4.02	19.71	378.18	355.18	0.92	3.47	22.54	382.11	109.31	5.09	3.71	1.52	-	-	-	-	119.62
LT-6a	Water supply	2061	11.12	8.91	1152.98	756.68	43.99	1973.37	508.02	1.77	89.13	27.28	624.20	352.38	0.31	80.85	39.82	452.96	1308.82	21.21	785.13	31.65	-	-	-	-	2144.81
LT-6b	Streetlights	588	1.65	1.13	220.03	7.91	6.20	232.68	83.80	0.28	12.82	6.04	102.75	24.40	0.32	10.98	4.82	40.51	278.43	-1.50	9.56	7.43	-	-	-	-	294.82
LT-7	Temporary Supply (67 HP & below)	2839	8.08	0.20	-35.36	0.18	0.41	-35.60	49.81	0.06	0.19	1.95	52.01	48.72	0.04	0.17	1.74	50.68	-34.27	-0.80	0.19	0.82	-	-	-	-	-34.28
LT - TOTAL		139135	236.91	64.77	3101.28	2681.50	74.42	8828.50	5855.84	15.64	128.23	133.73	6833.44	5261.38	11.42	78.38	153.48	6504.83	3386.73	75.09	2631.82	54.57	-	-	-	-	6151.31
HT-1	Water Supply	4	8.54	16.87	1716.20	190.32	100.86	2027.12	960.87	5.11	114.58	79.41	1159.96	832.00	-	0.48	0.84	633.32	2045.07	24.84	304.42	179.43	-	-	-	-	2553.78
HT-2(a)	HT Industrial	200	81.02	41.85	128.78	0.93	9.03	177.95	2961.88	12.86	7.58	198.53	3178.81	3059.28	11.50	7.32	198.56	3278.66	31.36	40.58	1.17	7.00	-	-	-	-	80.11
HT-2(b)	Commercial	11	2.22	0.82	-0.44	0.09	1.30	1.88	71.39	0.20	0.29	4.85	78.73	71.44	0.19	0.24	4.87	78.73	-0.49	0.94	0.15	1.29	-	-	-	-	1.88
HT-2 (c)	Hospitals	8	0.51	0.16	2.89	0.01	0.16	3.38	18.35	0.04	0.18	1.09	17.85	17.93	0.03	0.18	1.15	19.29	1.30	0.31	0.00	0.10	-	-	-	-	1.72
HT-3(a)	Wlt Irrigation	7	0.78	0.01	12.55	1.43	0.19	14.33	5.57	0.00	0.92	0.03	6.51	-	-	-	-	18.11	0.16	2.35	0.23	-	-	-	-	20.84	
HT-3(b)	Govt. & Pvt. Horticulture	-	-	-	-	-	-	-	-	-	-	-	-	-	-	-	-	-	-	-	-	-	-	-	-	-	-
HT-4	Residential Apartments	-	-	-	-	-	-	-	-	-	-	-	-	-	-	-	-	-	-	-	-	-	-	-	-	-	-
HT-5	Temporary Supply (67 HP & Above)	4	0.52	0.01	1.03	0.01	0.02	1.06	2.38	0.01	0.08	0.10	2.54	1.86	0.01	-	0.10	1.97	1.53	0.00	0.08	0.02	-	-	-	-	1.84
HT - TOTAL		214	91.89	59.83	1861.00	190.32	111.57	2225.70	4618.39	13.21	123.69	202.02	4442.22	3782.51	11.73	8.21	205.53	4007.97	2098.88	68.83	308.17	188.06	-	-	-	-	2559.38
TOTAL (LT - HT)		139389	328.81	120.60	4962.28	2771.82	186.00	8054.20	6574.23	33.96	251.93	415.74	10275.66	9043.37	23.15	88.58	359.01	7812.81	5485.61	141.93	2339.99	247.53	-	-	-	-	8817.28
Misc Receipts/Trading		-	-	-	-	-	-	-	20.10	-	-	-	20.10	20.10	-	-	-	20.10	-	-	-	-	-	-	-	-	-
GRAND TOTAL		139389	328.81	120.60	4962.28	2771.82	186.00	8054.20	6594.33	33.96	251.93	415.74	10295.76	9063.46	23.15	88.58	359.01	7832.91	5485.61	141.93	2339.99	247.53	-	-	-	-	8817.28
Check Difference		-	-	-	-	-	-	-	-	-	-	-	-	-	-	-	-	-	-	-	-	-	-	-	-	-	-

S. S. SIRDESHVANDE
 Advocate
 HUBLI 580 025
 Reg No 22394
 Date 17-08-2020
 to five years

Executive Engineer (EI)
 RA Section
 Corporate Office, Hescom
 Navanagar, Hubballi - 580 025

[Faint official stamp and text]


HUBLI ELECTRICITY SUPPLY COMPANY LIMITED

Statement Showing Division Wise Detail DCB for the Month of FY 2020-21 (Up to Sept-20).

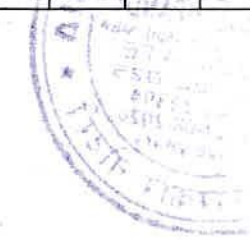
(Rs In lakhs)

Tariff	Description	Total No. of Installs.	CONNECTED LOAD (MVA) ('000)	CONSUMPTION In MUs	OPENING BALANCE				DEMAND				COLLECTION				CLOSING BALANCE						
					Revenue	Interest	Tax	Total	Revenue	FAC	Interest	Tax	Total	Revenue	FAC	Interest	Tax	Total	Revenue	FAC	Interest	Tax	Total
1	2	3	4	5	11	12	13	14	15	16	17	18	19	20	21	22	23	24	25	26	27	28	
425 Gadag Division																							
LT-1 Up to 40 Units	IS/NO	47097	2.27	7.87	- 0.40	-	-	0.17	469.10	0.88	-	-	469.98	469.12	0.88	-	-	470.00	- 0.42	0.57	-	-	0.15
LT-1 Above 40 Units	IS/NO	4723	0.23	3.08	222.33	156.08	18.31	398.27	85.31	1.85	20.10	7.33	114.59	33.96	2.53	3.65	3.21	43.37	273.66	0.86	172.53	22.43	499.48
LT-1	IS/NO Total	51820	2.49	10.94	221.93	156.08	18.31	398.43	554.41	2.73	20.10	7.33	584.56	503.10	3.42	3.65	3.21	513.37	273.24	1.43	172.53	22.43	499.63
LT-2 a	Lighting & AEH	142615	112.42	37.35	396.17	83.51	36.54	556.10	2222.99	4.91	28.20	148.64	2404.74	2013.37	2.77	15.67	134.66	2166.50	605.78	42.01	96.04	50.50	794.34
LT-3	Coml. Lighting	19445	31.07	9.60	85.40	6.88	14.56	112.74	941.53	1.40	7.88	67.40	1018.20	821.16	1.15	6.31	66.41	995.04	105.76	6.14	8.45	15.55	135.91
LT-4(a)	IP Sets (10 HP & Below)	27789	132.46	52.48	1273.59	1537.41	1.32	2612.31	3405.95	11.75	0.08	-	3417.79	3408.42	11.00	0.01	-	3417.43	1273.13	0.75	1537.48	1.32	2612.67
LT-4(b)	IP Sets (Above 10 HP)	30	0.52	-	16.16	11.49	0.50	28.15	0.46	-	0.22	-	0.67	0.19	-	-	-	0.19	16.43	-	11.71	0.50	28.64
LT-4(c)	IP Sets Pvt. Horticulture	17	0.11	0.01	2.32	1.83	0.05	4.26	0.89	0.00	0.19	0.03	1.10	0.63	0.00	0.01	0.02	0.66	2.58	0.07	2.00	0.05	4.71
LT-5	LT Industrial	4782	47.17	5.87	59.99	5.02	8.39	73.25	507.60	0.96	4.05	26.95	539.58	488.44	0.74	2.41	26.27	517.87	79.14	0.05	6.67	9.06	94.93
LT-5a	Water supply	3388	15.88	8.43	1959.73	- 176.58	47.76	1853.53	859.07	2.33	71.49	31.27	764.17	662.44	1.62	56.03	32.75	774.84	1936.37	23.31	- 163.12	46.31	1642.86
LT-5b	Streetlights	1390	4.40	4.81	785.11	- 187.63	23.19	625.70	434.85	0.72	28.28	26.15	489.98	313.53	0.48	19.13	23.58	356.71	908.44	5.27	- 178.50	25.76	758.97
LT-7	Temporary Supply (57 HP & Below)	10367	9.10	0.62	4.20	1.04	2.37	7.31	190.14	0.09	1.03	6.06	197.33	144.39	0.04	0.82	3.25	148.51	49.95	- 0.26	1.25	5.20	56.14
LT-TOTAL		261523	355.63	136.11	4884.51	1435.05	153.01	5471.79	8317.82	24.89	181.49	313.85	9418.11	8473.87	21.23	106.04	290.17	8431.11	5243.62	78.76	1494.66	78.69	8393.79
HT-1	Water Supply	26	12.59	18.79	1100.26	71.13	34.24	1211.86	1123.70	6.18	76.70	87.96	1294.56	859.59	8.83	58.59	75.49	1002.49	1364.37	3.80	89.24	46.73	1503.94
HT-2(a)	HT Industrial	94	29.33	10.36	130.74	2.27	2.28	136.62	1062.39	4.51	10.04	47.09	1124.62	1047.47	4.19	8.87	47.15	1107.67	145.06	1.65	3.44	2.82	153.57
HT-2(b)	Commercial	21	2.97	1.12	40.06	1.31	1.49	43.00	123.75	0.05	0.51	7.25	131.58	130.94	0.06	0.51	7.25	138.76	32.87	0.12	1.31	1.49	35.80
HT-2 (c)	Hospitals	23	3.61	1.11	3.67	- 0.02	1.79	6.21	142.80	0.28	1.16	9.35	153.59	144.86	0.09	0.52	3.66	149.33	1.60	0.95	0.62	7.28	10.46
HT-3(a)	Lift Irrigation	21	64.01	16.34	68.71	3.12	1.53	73.45	1388.94	9.20	14.44	40.43	1451.02	363.34	5.20	3.89	17.71	390.15	1092.31	4.08	13.67	24.26	1134.32
HT-3(b)	Govt. & Pvt. Horticulture	-	-	-	-	-	-	-	-	-	-	-	-	-	-	-	-	-	-	-	-	-	-
HT-4	Residential Apartment	1	0.05	0.01	2.17	0.03	0.14	2.34	1.29	-	0.10	0.07	1.46	1.45	-	-	-	1.45	2.01	-	0.13	0.21	2.35
HT-5	Temporary Supply (57 HP & Above)	7	1.07	0.02	- 19.81	0.01	0.12	- 19.64	13.79	0.01	0.05	0.16	14.01	9.07	0.00	0.01	0.10	9.19	- 15.09	0.05	0.05	0.18	- 14.82
HT-TOTAL		153	113.64	47.74	1328.90	77.85	41.59	1453.83	3854.64	20.23	103.01	192.93	4170.83	2556.72	18.37	72.40	161.65	2799.64	2623.74	10.45	108.47	42.97	2825.52
TOTAL LT		251776	469.27	177.85	6150.41	1518.90	194.60	7326.62	12772.54	45.12	284.50	506.77	13688.93	11030.59	39.60	178.44	441.72	11690.14	7872.66	88.23	1602.97	259.66	9624.41
	Misc. Receipts/Taxing	-	-	-	-	-	-	93.59	-	-	-	93.59	93.59	-	-	-	93.59	-	-	-	-	-	-
	GRAND TOTAL	251776	469.27	177.85	6150.41	1518.90	194.60	7326.62	12866.13	45.12	284.50	506.77	13682.52	11123.88	39.60	178.44	441.72	11783.73	7872.66	88.23	1602.97	259.66	9624.41
	Check Difference	-	-	-	-	-	-	-	-	-	-	-	-	-	-	-	-	-	-	-	-	-	-




 Executive Engineer (E1)
 RA Section
 Corporate Office, Hescom
 Navanagar, Hubballi - 580 025

428
 Executive Engineer (E1)
 RA Section
 Corporate Office, Hescom
 Navanagar, Hubballi - 580 025



HUBLI ELECTRICITY SUPPLY COMPANY LIMITED

Statement Showing Division Wise Detail DCB for the Month of FY 2020-21 (Up to Sept-20).

(Rs in lakhs)

Tarrif	Description	Total No of Units	CONNECTED LOAD (KW) (T=000)	CONSUMPTION in MUs	OPENING BALANCE				DEMAND				COLLECTION				CLOSING BALANCE						
					Revenue	Interest	Tax	Total	Revenue	FAC	Interest	Tax	Total	Revenue	FAC	Interest	Tax	Total	Revenue	FAC	Interest	Tax	Total
1	2	3	4	5	11	12	13	14	15	16	17	18	19	20	21	22	23	24	25	26			
491 Ron Division																							
LT-1 Up to 40 Units	BU/KO	29427	1.43	4.78	-	-	-	-	328.93	3.42	-	-	330.35	328.93	3.42	-	-	330.35	-	-	-	-	
LT-1 Above 40 Units	BU/KO	2278	0.11	1.58	177.39	21.29	2.87	194.45	44.51	1.00	10.67	3.48	59.83	14.54	1.20	1.48	1.23	18.42	207.35	-7.29	30.50	5.10	235.68
LT-1	BU/KO Total	31705	1.54	6.33	177.39	21.29	2.87	194.45	371.44	4.42	10.67	3.48	389.98	341.47	4.62	1.48	1.23	348.78	207.35	-7.29	30.50	5.10	235.68
LT-2 a	Lighting & AEH	68947	62.57	14.50	301.81	20.91	4.28	343.38	790.53	3.53	16.49	52.08	862.61	804.14	2.24	8.48	43.18	658.02	488.20	17.67	30.94	13.14	549.94
LT-3	Com.L. Lighting	7820	15.48	4.01	78.68	1.48	3.04	86.43	358.31	1.02	4.69	28.94	390.97	321.64	1.39	3.20	26.84	353.07	115.95	2.87	2.97	3.14	124.33
LT-4(a)	IP Sets (10 HP & Below)	12443	66.94	17.30	1029.75	1336.46	-0.00	2368.20	1129.14	4.10	-	-	1133.24	1129.14	4.10	0.50	-0.00	1133.74	1029.74	-	1335.98	-	2365.70
LT-4(b)	IP Sets (Above 10 HP)	25	0.11	-	1.38	0.81	0.10	2.30	-	-	-	-	-	-	-	-	-	-	1.38	-	0.81	0.10	2.30
LT-4(c)	IP Sets Pvt. Horticulture	5	0.01	0.00	0.11	0.01	0.00	0.12	0.19	0.00	0.01	0.01	0.21	0.03	0.00	0.00	0.00	0.03	0.27	0.00	0.02	0.01	0.29
LT-5	LT Industrial	2268	19.98	2.45	74.40	0.41	1.29	77.82	187.02	0.88	2.10	11.44	201.22	184.59	0.43	1.33	11.02	177.36	96.84	1.96	1.18	1.71	101.68
LT-6a	Water supply	1325	7.09	4.02	669.83	214.78	22.99	910.41	246.40	1.11	39.85	15.67	303.03	378.85	5.25	23.70	27.97	435.77	537.99	-1.31	230.91	10.70	777.67
LT-6b	Street Lights	540	1.82	1.47	151.85	112.61	14.61	280.67	140.61	0.37	11.74	8.01	180.73	213.34	1.94	9.42	11.62	238.33	79.11	0.03	114.93	11.00	205.07
LT-7	Temporary Supply (57 HP & Below)	676	0.99	0.23	-12.09	2.35	1.08	-8.90	51.07	0.07	0.75	2.20	54.10	38.82	0.05	0.45	1.67	41.00	0.16	-0.22	2.68	1.61	4.21
LT-TOTAL		23754	178.65	10.33	2473.10	171.09	52.24	452.54	3274.72	6.23	35.50	110.79	3490.95	3192.03	20.02	45.62	123.53	3382.10	2656.78	-13.71	1780.37	46.52	4364.87
HT-1	Water Supply	9	2.50	3.47	35.48	0.17	1.65	38.94	203.33	1.01	1.80	18.25	222.39	150.73	0.08	1.26	9.74	161.81	88.07	2.57	0.72	8.16	99.53
HT-2(a)	HT Industrial	17	2.54	0.53	38.89	-0.25	0.84	37.74	55.78	0.16	0.84	2.58	59.33	49.71	0.05	0.48	2.16	52.40	42.77	0.57	0.11	1.24	44.68
HT-2(b)	Commercial	2	0.18	0.02	0.14	0.00	-	0.14	3.80	0.00	0.01	0.16	3.77	3.18	-	0.01	0.16	3.35	0.55	0.01	0.01	0.01	0.57
HT-2 (c)	Hospitals	5	0.51	0.08	8.39	-0.02	0.20	8.73	8.30	0.02	0.47	0.48	9.26	5.20	0.04	0.03	0.27	5.54	11.48	0.14	0.42	0.42	12.46
HT-3(a)	Lift Irrigation	8	3.29	0.07	52.56	2.12	2.14	57.27	28.03	0.00	1.99	0.18	30.21	67.76	-	3.80	2.24	73.79	12.83	0.45	0.31	0.09	13.68
HT-3(b)	Govt. & Pvt. Horticulture	-	-	-	-	-	-	-	-	-	-	-	-	-	-	-	-	-	-	-	-	-	-
HT-4	Residential Apartments	-	-	-	-	-	-	-	-	-	-	-	-	-	-	-	-	-	-	-	-	-	-
HT-5	Temporary Supply (57 HP & Above)	2	0.13	0.02	-1.51	0.09	0.15	-1.25	4.74	0.01	0.07	0.21	5.03	4.99	0.01	0.08	0.21	5.28	-1.77	0.03	0.08	0.15	-1.52
HT-TOTAL		41	9.12	4.20	111.73	2.12	4.99	147.55	303.78	1.20	3.28	19.34	330.00	281.57	0.18	5.66	14.75	307.17	153.94	3.75	1.85	10.05	169.40
TOTAL (LT-HT)		123797	185.85	54.83	2904.84	173.21	57.22	600.09	3594.50	7.43	38.78	129.83	3820.98	3473.60	20.19	52.18	138.28	3684.27	2709.73	-17.47	1752.51	64.55	4538.27
Misc.Receipts/Trading		-	-	-	-	-	-	-	16.43	-	-	-	16.43	16.43	-	-	-	16.43	-	-	-	-	-
GRAND TOTAL		123797	185.85	54.83	2904.84	173.21	57.22	600.09	3594.50	7.43	38.78	129.83	3820.98	3490.03	20.19	52.18	138.28	3700.70	2709.73	-17.47	1752.51	64.55	4538.27
Check Difference		-	-	-	-	-	-	-	-	-	-	-	-	-	-	-	-	-	-	-	-	-	-



[Signature]
Executive Engineer (EI)
 RA Section
 Corporate Office, Hescom
 Navanagar, Hubballi - 580 025

429

HUBLI ELECTRICITY SUPPLY COMPANY LIMITED
Statement Showing Division Wise Detail DCB for the Month of FY 2020-21 (Up to Sept-20).

(Rs in lakhs)

Tariff	Description	Total No. of Install.	CONNECTED LOAD (KW) (000)	CONSUMPTION IN MUA	OPENING BALANCE				DEMAND				COLLECTION				CLOSING BALANCE											
					Revenue	Interest	Tax	Total	Revenue	FAC	Interest	Tax	Total	Revenue	FAC	Interest	Tax	Total	Revenue	FAC	Interest	Tax	Total					
1	2	3	4	5	11	12	13	14	15	16	17	18	19	20	21	22	23	24	25	26								
426 Haveri Division																												
LT-1 Up to 40 Units	B/K	69095	3.36	10.69	-	-	-	-	719.09	-	-	-	719.09	719.09	-	-	-	719.09	-	-	-	-	-	-	-	-	-	-
LT-1 Above 40 Units	B/K	5822	0.24	4.39	108.46	128.39	5.30	247.97	123.37	3.98	15.40	9.40	152.15	69.49	3.40	4.40	6.68	83.96	162.34	6.40	139.38	8.02	318.14	-	-	-	-	
LT-1	B/K Total	74917	3.60	15.09	108.46	128.39	5.30	247.97	842.47	3.98	15.40	9.40	871.24	788.58	3.40	4.40	6.68	903.02	162.34	6.40	139.38	8.02	318.14	-	-	-	-	
LT-2 a	Lighting & AEH	156018	110.54	33.05	188.86	15.68	111.70	368.09	1904.15	8.62	26.38	123.46	2062.61	1709.89	6.11	16.12	113.87	1848.09	383.12	54.38	25.94	121.19	584.60	-	-	-	-	
LT-3	Coml. Lighting	20225	33.81	9.81	36.49	-26.88	77.97	97.96	900.01	2.75	7.65	67.49	977.89	908.54	2.40	6.59	71.62	989.13	27.98	10.78	-25.82	73.84	86.74	-	-	-	-	
LT-4(a)	IP Sets (10 HP & Below)	49803	260.94	125.69	2661.55	4034.26	0.01	6701.89	8178.63	17.30	0.10	0.04	8198.07	8180.20	-3.84	0.04	-	8178.39	2659.98	27.21	4034.33	0.05	6721.56	-	-	-	-	
LT-4(b)	IP Sets (Above 10 HP)	55	0.67	-	90.73	61.86	1.79	154.77	2.71	-	4.78	-	7.47	-	-	-	-	93.44	0.39	66.62	1.79	182.23	-	-	-	-	-	
LT-4(c)	IP Sets P.V. Horticulture	40	0.18	0.02	4.81	0.93	0.11	5.75	1.40	0.01	0.28	0.05	1.74	1.53	0.00	0.05	0.04	1.63	4.47	0.11	1.16	0.12	5.86	-	-	-	-	
LT-5	LT Industrial	4841	44.11	4.29	50.54	-9.51	14.33	60.50	350.54	1.20	3.01	20.07	374.81	345.97	1.06	2.40	20.41	369.84	55.11	5.28	-8.90	13.99	65.48	-	-	-	-	
LT-6a	Water supply	4470	24.42	18.80	3455.41	1579.12	-42.00	5053.66	1090.60	5.28	213.04	69.34	1378.26	550.14	0.08	191.07	41.61	782.90	3995.87	66.33	1601.08	-14.27	5649.02	-	-	-	-	
LT-6b	Street Lights	1514	5.25	3.70	566.88	333.06	35.26	937.01	259.68	1.02	45.47	19.23	325.41	152.98	0.03	20.73	12.50	186.25	673.58	2.80	357.80	41.99	1078.17	-	-	-	-	
LT-7	Temporary Supply (50 HP & Below)	10045	13.93	0.59	-42.67	4.25	17.13	-21.20	138.78	-3.20	1.24	5.52	142.34	151.94	0.20	0.90	4.56	157.60	-55.83	-3.32	4.59	18.09	-36.47	-	-	-	-	
LT-TOTAL		321924	497.67	210.84	7120.86	6121.18	221.54	13606.42	13668.95	36.36	317.13	314.90	14337.84	12789.77	1.44	242.31	271.38	13312.91	4000.04	170.32	6198.17	254.81	14531.34	-	-	-	-	
HT-1	Water Supply	27	4.12	3.64	679.32	202.90	22.01	903.41	247.51	0.68	44.41	17.02	309.60	249.31	0.13	90.96	23.33	363.72	677.52	-0.29	156.35	15.70	849.28	-	-	-	-	
HT-2(a)	HT Industrial	39	9.89	9.88	-0.19	0.19	5.74	13.21	551.06	1.20	1.18	50.98	604.41	548.15	1.14	1.02	49.87	600.18	2.71	7.54	0.35	6.85	17.45	-	-	-	-	
HT-2(b)	Commercial	29	2.20	0.87	11.07	-3.96	3.24	10.33	100.58	0.33	0.41	6.41	107.73	106.68	0.41	0.37	6.28	113.75	4.87	-0.06	-3.83	3.36	4.31	-	-	-	-	
HT-2(c)	Hospitals	27	1.64	0.78	49.55	0.18	2.53	53.34	79.14	0.22	3.90	4.40	87.66	42.30	0.18	3.32	4.13	49.93	86.39	1.10	0.77	2.80	91.07	-	-	-	-	
HT-3(a)	LIT Irrigation	22	28.65	4.84	121.39	10.89	-0.15	157.49	326.44	21.43	10.29	11.50	372.66	212.11	-	5.18	4.45	221.75	238.72	46.96	15.79	6.90	308.40	-	-	-	-	
HT-3(b)	Govt. & P.V. Horticulture	-	-	-	-	-	-	-	-	-	-	-	-	-	-	-	-	-	-	-	-	-	-	-	-	-	-	
HT-4	Residential Apartments	-	-	-	-	-	-	-	-	-	-	-	-	-	-	-	-	-	-	-	-	-	-	-	-	-	-	
HT-5	Temporary Supply (50 HP & Above)	2	0.20	0.01	0.38	0.00	0.13	0.54	2.34	0.00	0.01	0.10	2.46	2.51	0.00	0.01	0.11	2.64	0.21	0.03	0.01	0.12	0.38	-	-	-	-	
HT-TOTAL		144	28.04	20.04	861.63	210.01	33.50	1138.32	1310.06	23.34	60.20	30.14	1442.51	1161.97	1.47	100.86	88.17	1351.97	1010.52	55.27	169.34	35.73	1270.87	-	-	-	-	
TOTAL (LT + HT)		322074	525.71	230.88	7982.39	6331.19	255.05	14744.74	14979.01	60.79	377.53	405.01	15772.35	13950.74	1.91	343.18	359.56	14664.88	5010.56	225.59	636.52	300.54	15902.21	-	-	-	-	
Misc. Receipts/Trading		-	-	-	-	-	-	-	-	-	-	-	-	-	-	-	-	-	-	-	-	-	-	-	-	-	-	
GRAND TOTAL		322074	525.71	230.88	7982.39	6331.19	255.05	14744.74	14979.01	60.79	377.53	405.01	15772.35	13950.74	1.91	343.18	359.56	14664.88	5010.56	225.59	636.52	300.54	15902.21	-	-	-	-	
Check Difference		-	-	-	-	-	-	-	-	-	-	-	-	-	-	-	-	-	-	-	-	-	-	-	-	-	-	



Executive Engineer (EI)
RA Section
Corporate Office, Hescom
Navanagar, Hubballi - 580 025

HUBLI ELECTRICITY SUPPLY COMPANY LIMITED

Statement Showing Division Wise Detail DCB for the Month of FY 2020-21 (Up to Sept-20).

(Rs in lakhs)

Tariff	Description	Total No. of Install.	CONNECTED LOAD (MW) (±1000)	CONSUMPTION in kwh	OPENING BALANCE				DEMAND				COLLECTION					CLOSING BALANCE				
					Revenue	Interest	Tax	Total	Revenue	FAC	Interest	Tax	Total	Revenue	FAC	Interest	Tax	Total	Revenue	FAC	Interest	Tax
1	2	3	4	5	11	12	13	14	15	16	17	18	19	20	21	22	23	24	25	26	27	
481 Ranebennur Division																						
LT-1 Up to 40Units	BI/CO	51965	2.51	8.39	0.00	-	0.00	0.00	579.83	-	-	-	579.83	579.83	-	-	-	579.83	0.00	-	-	0.00
LT-1 Above 40 Units	BI/CO	4439	0.22	3.41	206.44	179.36	13.65	404.22	93.13	3.12	22.88	8.07	127.20	30.40	2.60	4.12	3.39	40.51	269.17	5.28	198.12	18.34
LT-1	BI/CO Total	56404	2.72	11.80	206.44	179.36	13.65	404.22	672.96	3.12	22.88	8.07	707.03	610.23	2.60	4.12	3.39	620.34	269.17	5.28	198.12	18.34
LT-2 a	Lighting & ABH	126669	112.15	31.73	189.92	9.66	70.79	269.21	1821.86	5.00	22.45	120.08	1968.39	1650.04	2.46	15.02	108.53	1778.05	341.74	51.37	17.09	82.35
LT-3	Coml. Lighting	17348	29.74	8.20	62.12	0.04	35.74	110.02	777.48	1.51	6.29	57.68	842.94	772.57	1.19	6.96	57.47	838.20	67.00	12.44	-0.62	35.95
LT-4(a)	IP Sets (10 HP & Below)	51704	315.80	140.10	3067.85	4206.04	3.08	7376.86	9096.25	21.31	0.00	0.25	9117.81	9094.83	18.03	0.95	-	9113.81	3069.28	103.16	4205.09	3.33
LT-4(b)	IP Sets (Above 10 HP)	12	0.38	0.00	4.71	2.36	-0.41	6.66	1.08	-	0.36	0.00	1.44	0.24	-	-	-	0.24	5.55	0.00	2.72	-0.41
LT-4(c)	IP Sets Pvc. Horticulture	90	0.41	0.08	22.38	11.24	0.28	34.18	5.89	0.01	1.46	0.22	7.39	4.10	0.01	0.12	0.13	4.36	23.96	0.28	12.58	0.37
LT-5	LT Industrial	4036	44.17	8.22	58.71	0.74	11.35	77.92	507.32	1.34	3.89	31.79	544.34	503.46	1.14	3.49	30.85	538.73	60.57	9.32	1.15	12.50
LT-6a	Water supply	3216	18.97	14.58	3135.92	664.53	80.20	3933.95	880.28	4.22	157.89	54.55	1096.93	357.48	0.11	105.83	32.09	495.50	3658.72	57.40	716.59	102.67
LT-6b	Streetlights	1613	4.31	4.05	870.20	106.95	50.09	1037.04	319.02	0.78	40.67	21.95	382.42	204.22	0.12	29.52	14.88	248.73	985.01	10.45	118.10	57.16
LT-7	Temporary Supply (57 HP & Below)	5943	25.58	0.63	-112.23	12.85	8.99	-93.12	129.54	0.08	0.58	8.01	136.21	121.39	0.03	0.51	5.07	126.99	-104.08	-2.88	12.93	9.93
LT - TOTAL		267033	554.04	217.31	7484.02	5193.79	273.77	13186.94	14211.47	37.36	256.47	300.00	14806.90	13118.57	25.53	156.82	252.19	13762.96	8378.92	247.03	5223.74	322.18
HT-1	Water Supply	28	8.36	7.05	182.72	372.51	129.61	662.80	448.28	1.98	30.76	33.04	512.03	420.51	0.28	6.22	18.19	445.20	188.46	29.86	397.05	144.46
HT-2(a)	HT Industrial	91	31.80	19.89	43.87	-36.11	71.93	105.83	1699.87	4.93	2.01	113.18	1789.89	1700.27	4.90	1.92	113.82	1820.91	13.47	25.96	-36.02	71.30
HT-2(b)	Commercial	15	1.36	0.41	-1.02	0.39	2.23	1.58	51.23	0.04	0.17	3.22	54.86	52.86	0.02	0.21	3.13	58.23	-2.85	-0.00	0.35	2.32
HT-2 (c)	Hospitals	13	0.89	0.27	8.34	0.24	0.80	8.13	28.89	0.04	0.72	1.75	31.40	24.28	0.01	0.21	1.48	25.98	12.95	-1.23	0.75	1.07
HT-3(a)	Lift Irrigation	8	5.24	0.56	-148.58	232.30	10.98	99.36	57.01	0.33	8.51	1.40	65.26	22.91	-	0.81	0.19	23.91	-114.47	5.01	238.00	12.16
HT-3(b)	Govt. & Pvt. Horticulture	-	-	-	-	-	-	-	-	-	-	-	-	-	-	-	-	-	-	-	-	-
HT-4	Residential Apartments	3	0.69	0.34	-1.76	0.00	0.64	0.00	27.05	0.11	-	2.05	29.21	27.05	0.11	-	2.05	29.21	-1.76	1.12	0.00	0.64
HT-5	Temporary Supply (57 HP & Above)	3	4.45	0.05	-27.01	-0.12	0.11	-26.94	10.46	0.01	0.07	0.47	11.01	-10.63	0.01	0.05	0.47	-10.09	-5.91	0.08	-0.11	0.11
HT - TOTAL		169	52.73	28.59	35.55	649.22	216.22	594.53	2290.73	7.44	40.24	155.12	2493.56	2237.24	5.34	8.42	19.34	2391.34	30.08	60.59	600.04	232.07
TOTAL (LT + HT)		267192	606.83	245.90	7520.57	5743.01	490.05	14067.50	16502.23	44.79	296.71	455.72	17299.46	15655.81	31.02	175.94	391.63	16154.20	8487.01	307.63	5883.78	564.25
Misc.Receipts/Trading		-	-	-	-	-	-	-	64.21	-	-	-	64.21	64.21	-	-	-	64.21	-	-	-	-
GRAND TOTAL		267192	606.83	245.90	7520.57	5743.01	490.05	14067.50	16566.44	44.79	296.71	455.72	17363.66	15720.02	31.02	175.94	391.63	16218.40	8487.01	307.63	5883.78	564.25
Check Difference		-	-	-	-	-	-	-	-	-	-	-	-	-	-	-	-	-	-	-	-	-


Executive Engineer (EI)
 RA Section
 Corporate Office, Hescom
 Navanagar, Hubballi - 580 025

431



HUBLI ELECTRICITY SUPPLY COMPANY LIMITED
Statement Showing Division Wise Detail DCB for the Month of FY 2020-21 (Up to Sept-20).

(Rs in lakhs)

Sl. No.	Description	Total No. of Install.	CONNECTED LOAD (MVA) (~000)	CONSUMPTION in NUM.	OPENING BALANCE				DEMAND				COLLECTION				CLOSING BALANCE										
					Revenue	Interest	Tax	Total	Revenue	FAC	Interest	Tax	Total	Revenue	FAC	Interest	Tax	Total	Revenue	FAC	Interest	Tax	Total				
					11	12	13	14	15	16	17	18	19	20	21	22	23	24	25	26							
427 Sirsi Division																											
LT-1 Up to 40 Units	BU/KO	17744	0.82	2.51	-	-	-	-	166.56	0.65	-	-	167.21	166.56	0.65	-	-	167.21	-0.00	0.00	-	-	-	-	-	-	-0.00
LT-1 Above 40 Units	BU/KO	1578	0.21	1.16	11.74	7.37	3.35	19.71	34.81	0.35	1.92	2.69	39.58	22.46	0.53	0.78	1.93	25.69	23.90	-2.94	8.51	4.12	4.12	33.60	33.60	33.60	
LT-1	BU/KO Total	19322	1.04	3.66	11.74	7.37	3.35	19.71	201.17	1.00	1.92	2.69	206.79	189.02	1.18	0.78	1.93	192.90	23.90	-2.94	8.51	4.12	4.12	407.84	407.84		
LT-2 a	Lighting & ABT	114097	135.57	32.72	192.27	26.43	20.14	280.35	1868.17	8.29	20.71	122.41	2019.58	1747.24	6.60	15.07	123.18	1892.08	313.20	43.19	32.08	19.37	5.64	132.20	132.20		
LT-2	Coml. Lighting	13815	25.19	7.16	111.45	2.12	9.06	129.53	694.88	1.99	8.08	50.88	755.61	888.95	1.77	7.90	54.31	752.93	117.18	7.11	2.27	5.64	0.38	258.19	258.19		
LT-3	IP Sets (10 HP & Below)	25777	74.00	43.95	-60.11	315.11	0.37	255.85	2891.49	4.82	0.00	0.03	2896.44	2891.29	4.77	0.03	0.02	2896.11	-59.91	0.83	315.09	0.38	8.80	8.80			
LT-4(a)	IP Sets (Above 10 HP)	15	0.31	0.02	4.12	1.14	0.33	5.60	1.84	0.00	0.27	0.05	2.17	0.88	0.00	0.05	0.04	0.97	5.08	0.02	1.38	0.34	6.80	6.80			
LT-4(b)	IP Sets Pvc. Horticulture	83	0.28	0.05	6.04	1.39	0.31	7.92	2.89	0.00	0.49	0.17	3.56	1.18	0.00	0.13	0.07	1.38	7.76	0.18	1.74	0.41	10.09	10.09			
LT-4(c)	LT Industrial	2630	19.75	1.81	21.71	0.33	1.03	24.04	168.40	0.51	1.60	8.39	178.90	165.28	0.48	1.33	8.74	175.81	24.84	1.01	0.59	0.89	27.14	27.14			
LT-5	Water supply	1752	7.23	4.34	54.65	77.82	23.70	165.01	255.18	1.05	7.84	18.79	280.86	208.08	0.48	4.19	14.23	224.98	103.75	9.40	81.47	26.26	220.89	220.89			
LT-6a	Streetlights	1280	2.43	3.13	-29.61	29.77	24.14	28.20	249.25	0.88	3.47	17.50	271.10	217.88	0.69	2.07	14.40	235.03	1.76	4.10	31.17	27.24	84.27	84.27			
LT-6b	Temporary Supply (57 HP & Below)	6455	3.78	0.34	-81.80	-0.21	0.90	-82.05	71.85	0.09	0.03	3.29	75.08	85.09	0.10	0.04	3.27	88.50	-75.25	-0.94	-0.23	0.92	-75.49	-75.49			
LT-7	LT TOTAL	185706	253.94	17.15	250.47	151.27	83.34	654.16	6404.73	19.75	41.31	222.22	6890.01	5192.59	16.06	31.90	220.17	6460.71	482.32	61.77	474.96	85.54	1083.53	1083.53			
HT-1	Water Supply	8	1.44	1.87	-57.01	76.11	3.35	16.98	114.51	0.53	1.11	8.76	124.91	35.86	0.09	67.68	9.25	112.96	21.84	-5.02	9.56	2.86	29.03	29.03			
HT-2(a)	HT Industrial	20	4.50	3.00	17.96	0.03	1.98	24.96	259.06	0.95	1.22	18.21	278.44	267.33	0.89	1.19	18.47	287.68	9.89	5.25	0.08	1.72	18.72	18.72			
HT-2(b)	Commercial	12	1.27	0.42	1.82	0.01	0.06	1.72	50.99	0.13	0.14	3.28	54.54	47.82	0.13	0.12	3.28	51.45	4.69	0.01	0.03	0.06	4.82	4.82			
HT-2(c)	Hospitals	12	0.84	0.56	3.69	-0.08	0.93	5.03	48.78	0.18	0.44	3.43	52.81	37.27	0.13	0.34	3.27	41.00	15.20	0.52	0.03	1.09	16.84	16.84			
HT-3(a)	IRR Irrigation	9	1.16	0.07	9.46	0.39	0.08	10.11	8.29	0.00	0.60	0.17	9.05	-	-	-	-	17.75	0.17	0.89	0.25	19.16	19.16				
HT-3(b)	Govt. & Pvt. Horticulture	-	-	-	-	-	-	-	-	-	-	-	-	-	-	-	-	-	-	-	-	-	-	-	-		
HT-4	Residential Apartments	-	-	-	-	-	-	-	-	-	-	-	-	-	-	-	-	-	-	-	-	-	-	-	-		
HT-5	Temporary Supply (67 HP & Above)	-	-	-	-	-	-	-	-	-	-	-	-	-	-	-	-	-	-	-	-	-	-	-	-		
HT TOTAL	HT TOTAL	6455	9.21	5.92	24.29	78.47	6.42	68.80	451.94	1.70	3.50	33.43	520.75	388.37	1.03	29.31	34.27	492.99	84.97	0.53	10.56	4.00	86.57	86.57			
TOTAL	TOTAL	190181	263.15	23.07	274.76	157.74	89.76	723.96	6856.67	21.45	44.81	255.65	7410.83	6581.25	17.09	100.91	254.44	6953.69	631.29	62.89	484.72	91.38	1170.09	1170.09			
Receipt Pending	Receipt Pending	-	-	-	-	-	-	-	-	-	-	-	-	-	-	-	-	-	-	-	-	-	-	-	-		
Grand Total	Grand Total	190181	263.15	23.07	274.76	157.74	89.76	723.96	6856.67	21.45	44.81	255.65	7410.83	6581.25	17.09	100.91	254.44	6953.69	631.29	62.89	484.72	91.38	1170.09	1170.09			



432

Executive Engineer (EI)
 RA Section
 Corporate Office, Hescom
 Navanagar, Hubballi - 580 025

[Signature]

HUBLI ELECTRICITY SUPPLY COMPANY LIMITED


Statement Showing Division Wise Detail DCB for the Month of FY 2020-21 (Up to Sept-20).

(Rs in lakhs)

1	2	3	4	5	6				7					8					9					
					Revenue	Interest	Tax	Total	Revenue	FAC	Interest	Tax	Total	Revenue	FAC	Interest	Tax	Total	Revenue	FAC	Interest	Tax	Total	
492 Dandeli division																								
LT-1 Up to 40Units	SI/CO	15033	0.72	1.99	-0.22	-0.31	-	-0.53	132.26	0.41	-	-	132.67	132.14	0.41	-	-	132.55	-0.10	-	-0.31	-	-0.41	
LT-1 Above 40 Units	SI/CO	2810	0.14	1.30	-1.74	0.43	2.04	1.25	45.59	0.44	1.38	3.38	50.77	43.19	0.41	0.96	2.99	47.57	0.86	0.55	0.83	2.41	4.45	
LT-1	SI/CO Total	17843	0.86	3.28	-1.96	0.12	2.04	0.72	177.85	0.85	1.38	3.38	183.44	175.33	0.82	0.96	2.99	180.12	0.56	0.55	0.52	2.41	4.04	
LT-2 a	Lighting & ADH	44122	38.34	12.49	24.72	5.28	51.66	82.81	744.84	2.75	6.03	50.48	804.10	711.51	2.67	4.40	46.79	765.38	58.05	1.23	6.91	55.35	121.54	
LT-3	Coml. Lighting	5940	9.88	3.19	37.71	2.98	16.31	51.57	313.33	0.78	3.12	22.62	339.84	305.60	0.69	2.92	23.99	333.21	45.44	-5.35	3.17	14.94	58.20	
LT-4(a)	IP Sets (10 HP & Below)	10791	35.04	28.99	152.54	494.98	0.00	651.82	1882.27	4.86	0.00	0.00	1887.13	1882.10	4.82	0.00	-	1886.92	152.72	4.35	494.98	0.00	652.03	
LT-4(b)	IP Sets (Above 10 HP)	9	0.14	0.01	1.21	3.08	0.25	4.54	0.86	0.00	0.02	0.03	0.71	0.33	-	-	-	0.33	1.54	0.00	3.11	0.28	4.92	
LT-4(c)	IP Sets P.V.C. Horticulture	6	0.03	0.01	-0.13	0.00	0.00	-0.12	0.48	0.01	0.01	0.03	0.52	-	-	-	-	0.35	0.01	0.01	0.03	0.40		
LT-5	LT Industrial	1162	9.35	1.04	10.45	-0.22	1.70	10.02	87.68	0.26	0.55	4.99	93.48	89.57	0.25	0.41	5.17	95.39	8.56	-1.90	-0.08	1.52	8.10	
LT-6a	Water supply	984	4.18	2.41	11.05	19.00	6.78	37.54	138.10	0.59	1.44	9.61	149.74	110.79	0.35	1.43	7.80	120.36	38.36	0.95	19.01	6.80	66.92	
LT-6b	StreetLights	857	1.24	1.23	-34.94	2.47	15.87	-17.33	88.81	0.17	1.47	6.94	97.38	47.70	0.07	1.89	4.88	54.54	6.17	-0.84	2.05	17.93	25.51	
LT-7	Temporary Supply (67 HP & Below)	2819	3.80	0.18	-33.25	0.48	2.98	-30.43	33.42	0.04	0.02	1.75	35.24	33.01	0.04	0.02	1.45	34.53	-32.84	-0.02	0.48	2.66	-29.72	
LT-TOTAL		84333	102.85	52.85	167.41	528.19	96.97	791.14	3467.45	10.32	14.03	59.61	3591.60	3355.94	9.72	12.56	53.03	3470.73	278.12	-0.32	530.14	101.70	211.34	
HT-1	Water Supply	4	0.80	1.86	1.89	0.08	0.78	2.51	106.18	0.19	0.99	8.70	116.05	91.13	0.13	0.65	7.21	99.12	16.73	0.06	0.40	2.25	19.44	
HT-2(a)	HT Industrial	22	15.70	7.31	93.03	4.65	1.20	98.88	689.54	1.38	2.46	46.72	740.08	678.03	1.38	0.59	46.22	727.19	103.54	0.00	6.52	1.70	111.78	
HT-2(b)	Commercial	10	0.95	0.37	2.02	0.07	0.16	2.25	38.22	-	0.22	1.63	40.07	34.69	-	0.19	1.56	38.44	5.56	-	0.10	0.22	5.89	
HT-2 (c)	Hospitals	12	4.13	0.20	2.74	0.02	0.03	2.87	26.76	0.02	0.25	1.33	28.37	23.29	0.10	0.16	1.21	24.77	6.22	0.00	0.09	0.15	6.46	
HT-3(a)	Lift Irrigation	10	0.69	0.01	5.10	0.26	0.02	5.38	5.32	-	0.26	0.07	5.65	-	-	-	-	10.43	-	0.52	0.08	11.03		
HT-3(b)	Govt. & Pvt. Horticulture	-	-	-	-	-	-	-	-	-	-	-	-	-	-	-	-	-	-	-	-	-	-	
HT-4	Residential Apartments	1	0.60	1.34	-	-	-	-	94.84	-	0.02	8.02	102.88	94.88	-	0.02	7.97	102.88	-0.04	-	-0.00	0.04	-0.00	
HT-5	Temporary Supply (67 HP & Above)	-	-	-	-	-	-	-	-	-	-	-	-	-	-	-	-	-	-	-	-	-	-	
HT-TOTAL		49	23.07	11.10	104.59	5.06	2.19	111.83	990.26	1.57	4.19	64.47	1033.05	923.02	1.54	1.82	64.15	990.40	142.44	0.07	7.63	4.45	154.58	
TOTAL (LT+HT)		84392	125.92	63.94	272.00	633.22	99.13	903.03	4457.71	11.89	18.22	124.07	4624.65	4278.96	11.26	14.37	117.25	4461.20	420.56	-0.25	537.77	106.15	1066.52	
Misc.Receipts/Trading		-	-	-	-	-	-	-	-	-	-	-	-	-	-	-	-	-	-	-	-	-	-	
GRAND TOTAL		84392	125.92	63.94	272.00	633.22	99.13	903.03	4457.71	11.89	18.22	124.07	4624.65	4278.96	11.26	14.37	117.25	4461.20	420.56	-0.25	537.77	106.15	1066.52	
Check Difference		-	-	-	-	-	-	-	-	-	-	-	-	-	-	-	-	-	-	-	-	-	-	


Executive Engineer (E)
 RA Section
 Corporate Office, Hescm
 Navanagar, Hubballi - 580 025

433



HUBLI ELECTRICITY SUPPLY COMPANY LIMITED

Statement Showing Division Wise Detail DCB for the Month of FY 2020-21 (Up to Sept-20).

(Rs in lakhs)

Sl. No.	Description	Total No. of Install.	CONNECTED LOAD (MVA) (1000)	CONSUMPTION in MVA	OPENING BALANCE				DEMAND					COLLECTION					CLOSING BALANCE				
					Revenue	Interest	Tax	Total	Revenue	FAC	Interest	Tax	Total	Revenue	FAC	Interest	Tax	Total	Revenue	FAC	Interest	Tax	Total
1	2	3	4	5	11	12	13	14	15	16	17	18	19	20	21	22	23	24	25	26			
449 Karwar Division																							
LT-1 Up to 40 Units	aj/c	7357	0.55	0.48	3.59	1.04	-0.07	4.84	34.30	0.14	0.29	0.01	34.73	37.88	0.22	1.33	-0.06	39.37	-	-0.00	-	-0.00	
LT-1 Above 40 Units	aj/c	720	0.04	0.38	-4.91	0.80	0.38	-3.17	9.82	0.10	0.22	1.04	10.99	2.18	-0.05	-1.15	0.74	1.72	2.53	0.92	1.97	0.68	
LT-1	aj/c Total	8077	0.59	0.84	-1.32	1.84	0.30	1.48	43.91	0.24	0.51	1.05	45.72	40.06	0.17	0.18	0.67	41.09	2.53	0.92	1.97	0.68	
LT-2 a	Lighting & ADH	89898	125.61	38.04	137.11	7.54	57.87	271.47	2163.14	9.86	20.65	157.14	2350.79	1994.86	6.74	13.71	146.35	2161.66	305.38	72.27	14.48	88.46	
LT-3	Coml. Lighting	11133	23.87	6.61	79.74	3.12	23.94	117.58	630.88	1.88	7.71	46.81	687.28	582.99	1.56	5.41	44.28	634.24	127.83	11.11	5.41	26.47	
LT-4(a)	IP Sets (10 HP & Below)	10238	15.34	3.28	-112.08	9.38	-0.28	-102.37	214.78	0.73	0.00	0.01	215.52	213.84	2.16	0.00	0.00	215.81	-110.94	-0.62	9.38	-0.28	
LT-4(b)	IP Sets (Above 10 HP)	6	0.26	0.01	3.82	0.66	0.07	4.38	1.84	0.00	0.30	0.04	2.18	-	-	-	-	-	5.46	0.03	0.96	0.11	
LT-4(c)	IP Sets Pvt. Horticulture	6	0.03	0.01	0.24	0.05	0.05	0.40	0.52	0.00	0.03	0.04	0.59	0.81	0.00	0.06	0.06	0.93	-0.05	0.05	0.03	0.03	
LT-5	LT Industrial	1863	18.18	1.93	58.61	2.27	4.74	70.20	181.83	0.54	3.25	9.30	174.92	137.77	0.34	1.78	8.67	148.54	82.67	4.77	3.78	5.38	
LT-6a	Water supply	545	2.34	0.48	6.88	-18.72	-2.83	-13.18	36.81	0.12	0.67	1.80	39.40	29.66	0.02	0.27	1.43	31.39	14.03	1.39	-18.33	-2.27	
LT-6b	Street Lights	815	2.20	3.19	58.29	-32.37	2.94	32.03	255.11	0.91	2.00	17.46	275.48	252.00	0.62	2.00	14.19	268.81	61.39	3.47	-32.37	6.21	
LT-7	Temporary Supply (67 HP & Below)	14196	14.87	0.45	-84.81	-0.04	2.38	-82.26	93.62	0.13	0.09	4.18	98.33	57.22	0.08	0.09	2.56	59.96	-27.91	0.09	-0.04	3.98	
LT-TOTAL		133778	203.28	54.83	186.45	-26.45	89.17	319.72	3802.75	14.43	16.20	237.34	3990.27	3309.02	11.59	23.49	218.21	3562.42	460.19	93.23	14.74	108.73	
HT-1	Water Supply	10	1.82	2.44	105.48	10.13	2.15	118.00	145.42	0.67	8.17	11.40	165.66	102.98	0.78	12.23	11.97	127.98	147.82	0.14	6.08	1.58	
HT-2(a)	HT Industrial	40	46.82	18.38	88.71	0.96	0.20	89.90	2572.12	5.38	6.14	234.40	2818.05	2572.14	5.37	2.61	234.19	2814.31	88.69	0.04	4.50	0.41	
HT-2(b)	Commercial	28	4.37	2.26	39.01	0.02	0.50	39.58	248.11	0.89	1.02	17.37	267.19	256.62	0.73	0.96	17.78	278.08	30.51	0.01	0.08	0.10	
HT-2(c)	Hospitals	6	0.63	0.51	0.81	-	-	0.81	41.90	0.15	0.16	3.23	45.44	37.17	0.11	0.10	2.88	40.24	5.54	0.03	0.07	0.37	
HT-3(a)	HT Irrigation	2	0.19	0.02	1.69	0.05	0.03	1.77	1.92	0.01	0.14	0.06	2.12	-	-	-	-	3.60	0.01	0.19	0.08		
HT-3(b)	Govt. & Pvt. Horticulture	-	-	-	-	-	-	-	-	-	-	-	-	-	-	-	-	-	27.19	0.02	13.26	0.58	
HT-4	Residential Apartments	1.33	0.09	18.71	11.81	0.23	30.77	8.47	-	1.45	0.35	10.28	-	-	-	-	-	-	-	-	-	-	
HT-5	Temporary Supply (67 HP & Above)	1.27	0.15	-37.12	-	-	-37.12	37.15	0.05	0.11	1.41	38.72	51.60	0.04	0.08	1.29	53.02	-51.58	0.01	0.03	0.12	-51.42	
HT-TOTAL		86.33	23.84	21.76	22.97	3.11	24.71	3085.10	6.95	17.09	288.21	3347.46	3020.51	7.03	18.91	268.05	3311.61	251.87	0.26	24.11	3.21	278.58	
TOTAL (LT + HT)		133778	227.30	76.59	209.42	-23.34	82.28	343.43	4475.85	21.58	33.29	325.55	4337.73	3639.53	18.73	42.40	486.26	3874.03	712.06	13.54	18.01	112.03	
Misc Receipts/Trading		-	-	-	-	-	-	-	18.13	-	-	-	18.13	18.13	-	-	-	18.13	-	-	-	-	
GRAND-TOTAL		133778	227.30	76.59	209.42	-23.34	82.28	343.43	4493.98	21.58	33.29	325.55	4355.86	3657.66	18.73	42.40	486.26	3892.16	712.06	13.54	18.01	112.03	
Check Difference		-	-	-	-	-0.00	-	-0.00	-	-	-	-	-	-	-	-	-	-	-	-	-	-0.00	

434


Executive Engineer (EI)
 RA Section
 Corporate Office, Hescom
 Navanagar, Hubballi - 580 025



HUBLI ELECTRICITY SUPPLY COMPANY LIMITED

Statement Showing Division Wise Detail DCB for the Month of FY 2020-21 (Up to Sept-20).


(Rs in lakhs)

1	2	3	4	5	6 OPENING BALANCE				7 DEMAND					8 COLLECTION					9 CLOSING BALANCE												
					Revenue	Interest	Tax	Total	Revenue	FAC	Interest	Tax	Total	Revenue	FAC	Interest	Tax	Total	Revenue	FAC	Interest	Tax	Total								
10	11	12	13	14	15	16	17	18	19	20	21	22	23	24	25	26	27	28	29	30	31	32									
493 Honnavar Division																															
LT-1 Up to 40 Units	BY/KJ	6657	0.33	0.87	- 0.29	-	-	- 0.29	67.44	0.25	0.11	0.04	67.84	67.15	0.25	0.11	0.04	67.55	-	-	-	-	-								
LT-1 Above 40 Units	BY/KJ	1576	0.08	0.83	2.41	4.50	1.57	9.63	30.93	0.25	1.02	2.66	34.87	20.27	0.56	0.31	1.60	22.74	13.07	0.84	5.21	2.63	21.75								
LT-1	BY/KJ Total	8233	0.41	1.80	2.12	4.50	1.57	9.34	98.37	0.50	1.13	2.70	102.70	87.42	0.81	0.41	1.64	90.29	13.07	0.84	5.21	2.63	21.75								
LT-2 a	Lighting & ABH	123291	175.74	86.93	376.77	15.42	16.74	511.35	3631.43	16.95	40.30	272.88	3961.55	3348.65	11.09	30.41	264.15	3654.29	659.54	106.30	25.31	27.47	818.62								
LT-3	Coml. Lighting	16428	31.85	10.83	167.99	5.83	11.69	197.30	986.15	3.07	14.09	73.74	1077.04	926.52	2.35	10.67	79.98	1019.52	227.61	12.52	9.24	5.46	254.82								
LT-4(a)	IP Sets (10 HP & Below)	31182	51.88	11.22	- 182.42	111.80	- 0.15	- 66.53	748.70	2.29	0.03	0.00	751.02	741.82	5.69	0.03	0.00	747.54	- 175.54	0.84	111.80	- 0.15	- 63.05								
LT-4(b)	IP Sets (Above 10 HP)	11	0.68	0.20	10.92	0.98	0.55	13.79	18.17	0.01	1.30	0.81	20.08	0.12	-	0.00	0.01	0.14	28.97	1.34	2.27	1.16	33.74								
LT-4(c)	IP Sets Pvt. Horticulture	20	0.09	0.02	6.58	2.39	0.20	9.25	0.92	0.00	0.44	0.04	1.40	0.19	-	0.01	0.00	0.20	7.31	0.08	2.82	0.24	10.45								
LT-5	LT Industrial	2401	23.63	3.51	84.66	1.79	5.93	93.41	287.11	0.94	5.35	17.33	310.74	253.95	0.81	2.14	15.32	272.02	117.83	1.35	5.00	7.94	132.13								
LT-6a	Water supply	912	4.31	2.57	7.05	10.61	6.85	28.32	99.23	0.93	1.54	9.89	111.39	97.57	0.17	1.21	5.77	104.73	8.71	4.58	10.94	10.77	34.98								
LT-6b	Streetlights	1241	1.88	1.91	4.39	30.23	6.19	44.95	145.33	0.58	3.57	10.24	159.72	174.33	1.09	4.10	10.33	189.84	- 24.61	3.63	29.70	6.10	14.82								
LT-7	Temporary Supply (67 HP & Below)	3334	5.80	0.47	- 136.50	0.45	4.51	- 131.32	86.31	0.18	0.32	4.41	91.22	83.63	0.15	0.32	3.38	87.48	- 133.82	0.25	0.45	5.55	- 127.58								
LT- TOTAL		187063	296.17	89.46	341.66	184.00	59.09	709.85	6101.72	25.45	68.06	381.85	6586.47	5714.20	21.96	49.31	380.53	6186.06	729.07	131.71	202.74	57.16	1130.67								
HT-1	Water Supply	10	1.43	1.72	11.02	0.37	7.73	23.28	105.72	0.45	0.81	8.06	115.04	120.22	0.54	1.00	9.24	131.01	- 3.48	4.05	0.18	6.54	7.30								
HT-2(a)	HT Industrial	36	5.97	1.29	19.70	0.17	3.35	25.44	144.43	0.34	1.94	7.87	154.58	135.18	0.20	1.30	7.61	144.27	28.96	2.36	0.81	3.61	35.75								
HT-2(b)	Commercial	23	3.89	1.31	229.37	3.27	2.46	234.34	117.62	0.27	2.87	7.38	128.15	117.51	0.18	2.87	7.43	128.00	229.48	- 0.86	3.26	2.41	234.49								
HT-2 (c)	Hospitals	6	0.59	0.29	8.61	- 0.04	0.91	10.00	27.44	0.08	0.90	1.85	30.27	13.21	0.05	0.38	1.11	14.74	22.84	0.56	0.48	1.65	25.52								
HT-3(a)	UrI Irrigation	-	-	-	-	-	-	-	-	-	-	-	-	-	-	-	-	-	-	-	-	-	-								
HT-3(b)	Govt. & Pvt. Horticulture	-	-	-	-	-	-	-	-	-	-	-	-	-	-	-	-	-	-	-	-	-	-								
HT-4	Residential Apartments	2	0.64	0.05	- 4.19	0.01	1.83	- 2.08	3.54	0.01	0.01	0.29	3.84	3.48	0.07	0.01	0.29	3.84	- 4.13	0.22	0.01	1.83	- 2.08								
HT-5	Temporary Supply (67 HP & Above)	-	-	-	-	-	-	-	-	-	-	-	-	-	-	-	-	-	-	-	-	-	-								
HT- TOTAL		77	12.32	4.66	264.82	3.77	10.27	230.98	396.78	1.18	6.53	25.44	431.88	349.69	1.04	6.96	25.69	421.86	273.63	6.52	4.78	14.43	300.58								
TOTAL (LT + HT)		187130	308.49	104.11	606.07	187.77	72.36	1000.82	6500.48	26.63	74.59	417.09	7018.35	6103.73	23.00	54.37	406.28	6599.98	1002.70	138.23	207.49	63.15	1131.65								
Misc. Receipts/Trading		-	-	-	-	-	-	-	11.95	-	-	-	11.95	11.95	-	-	-	11.95	-	-	-	-	-								
GRAND TOTAL		187130	308.49	104.11	606.07	187.77	72.36	1000.82	6512.41	26.63	74.59	417.09	7030.30	6115.68	23.00	54.37	406.28	6599.98	1002.70	138.23	207.49	63.15	1131.65								
Check Difference		-	-	-	-	-	-	-	-	-	-	-	-	-	-	-	-	-	-	-	-	-	-								

Handwritten notes and signatures in the bottom left corner.

435

Executive Engineer (EI)
RA Section
Corporate Office, Hescom
Navanagar, Hubballi - 580 025



HUBLI ELECTRICITY SUPPLY COMPANY LIMITED

Statement Showing Division Wise Detail DCB for the Month of FY 2020-21 (Up to Sept-20).

(Rs In lakhs)

Tariff	Description	Total No. of Installs.	CONNECTED LOAD (KVA) (1000)	CONSUMPTION in KWh/MU	OPENING BALANCE				DEMAND				COLLECTION				CLOSING BALANCE							
					Revenue	Interest	Tax	Total	Revenue	FAC	Interest	Tax	Total	Revenue	FAC	Interest	Tax	Total	Revenue	FAC	Interest	Tax	Total	
1	2	3	4	5	11	12	13	14	15	16	17	18	19	20	21	22	23	24	25	26				
430	Belgaum Division Urban																							
LT-1 Up to 40Units	BU/NO	-	-	-	-	-	-	-	-	-	-	-	-	-	-	-	-	-	-	-	-			
LT-1 Above 40 Units	BU/NO	-	-	-	-	-	-	-	-	-	-	-	-	-	-	-	-	-	-	-	-			
LT-1	BU/NO Total	-	-	-	-	-	-	-	-	-	-	-	-	-	-	-	-	-	-	-	-			
LT-2 a	Lighting & AEH	160795	396.65	80.21	149.43	7.10	38.76	195.30	5533.13	22.33	20.89	384.04	5960.19	5429.62	22.32	17.75	360.16	5829.85	252.95	0.01	10.04	62.64	325.63	
LT-3	Coml. Lighting	33496	99.40	18.97	179.39	2.56	29.00	210.97	2078.01	5.93	11.40	149.81	2245.16	2076.87	5.94	10.23	151.48	2244.50	180.54	-	3.74	27.35	211.62	
LT-4(a)	IP Sets (10 HP & Below)	707	2.65	0.71	2.75	1.50	0.00	4.27	46.57	0.17	0.58	-	47.32	46.15	0.18	-	-	46.31	3.18	0.02	2.08	0.00	5.28	
LT-4(b)	IP Sets (Above 10 HP)	-	-	-	-	-	-	-	-	-	-	-	-	-	-	-	-	-	-	-	-	-	-	
LT-4(c)	IP Sets Pvt. Horticulture	17	0.08	0.02	0.12	0.05	-0.00	0.16	1.12	0.00	0.01	0.02	1.15	1.27	0.00	0.01	0.01	1.29	-0.03	-	0.05	0.00	0.02	
LT-5	LT Industrial	10050	103.99	15.26	102.54	2.90	13.08	118.03	1427.89	5.12	7.60	83.67	1524.28	1418.14	5.00	5.56	72.77	1501.47	112.30	-0.36	4.94	23.98	140.86	
LT-6a	Water supply	1188	4.14	1.84	117.28	9.96	10.61	139.74	128.66	0.47	9.83	7.55	146.50	24.59	0.89	4.03	2.19	31.69	221.33	1.48	15.76	15.97	254.55	
LT-6b	Streetlights	1308	9.22	8.93	973.95	55.46	78.31	1123.85	897.08	2.51	75.21	50.18	1024.98	317.67	3.11	25.40	19.02	365.20	1553.36	17.53	105.26	107.47	1783.62	
LT-7	Temporary Supply (67 HP & Below)	4085	8.63	1.21	-124.50	-0.49	7.76	-117.87	384.06	0.39	0.90	11.28	396.62	347.47	0.32	0.88	7.08	355.78	-87.91	-0.58	-0.48	11.96	-77.01	
LT-TOTAL		211841	514.96	127.18	1400.95	79.03	175.31	1674.44	10496.62	36.92	126.22	686.95	11346.20	9661.75	37.75	63.87	612.70	16376.07	2236.71	18.12	141.38	249.36	2644.67	
HT-1	Water Supply	4	0.74	0.87	14.05	0.86	1.89	17.07	43.39	0.19	2.07	3.16	48.80	11.15	0.09	0.70	1.31	13.25	46.26	0.58	2.03	3.74	52.63	
HT-2(a)	HT Industrial	138	64.19	36.30	173.33	-314.24	4.94	-135.93	2670.30	13.18	9.21	336.25	3326.94	2998.80	13.14	4.16	317.67	3334.77	143.83	0.09	-308.19	23.52	-141.75	
HT-2(b)	Commercial	129	16.20	8.02	-14.77	0.03	3.56	-10.83	882.87	2.42	3.20	60.91	948.40	895.31	2.77	2.82	60.17	961.07	-27.21	-0.00	0.41	4.30	-22.50	
HT-2 (c)	Hospitals	36	8.78	3.76	2.63	0.00	0.22	2.85	384.14	1.09	0.88	58.55	444.65	387.56	1.09	0.80	56.38	445.82	-0.79	-	0.06	2.38	1.68	
HT-3(a)	LT Irrigation	-	-	-	-	-	-	-	-	-	-	-	-	-	-	-	-	-	-	-	-	-	-	
HT-3(b)	Govt. & Pvt. Horticulture	-	-	-	-	-	-	-	-	-	-	-	-	-	-	-	-	-	-	-	-	-	-	
HT-4	Residential Apartments	5	2.15	3.10	-29.56	-	-	-29.56	219.94	0.90	0.01	18.56	239.41	190.71	0.90	0.01	18.23	209.84	-0.34	-	0.00	0.34	-0.00	
HT-5	Temporary Supply (67 HP & Above)	2	0.09	0.14	1.73	-	0.70	2.44	17.16	0.03	-	1.34	18.53	19.30	0.01	-	1.07	20.38	-0.41	0.02	-	0.97	0.58	
HT-TOTAL		311	92.16	52.00	147.41	-313.55	11.31	-163.38	4517.73	17.81	15.36	478.77	5023.73	4603.83	17.39	6.48	454.53	4886.13	161.37	0.69	-306.37	35.25	-109.36	
TOTAL (LT + HT)		215141	607.12	179.18	1548.36	-234.52	186.62	1510.48	15014.35	54.73	141.58	1165.72	16370.94	14265.58	55.14	72.35	1067.23	16262.20	2398.08	18.81	-165.29	284.61	2535.22	
Misc. Receipts/Trades									155.25				155.25	155.25				155.25						
GRAND TOTAL		215141	607.12	179.18	1548.36	-234.52	186.62	1510.48	15169.60	54.73	141.58	1165.72	16526.19	14420.83	55.14	72.35	1067.23	16417.45	2398.08	18.81	-165.29	284.61	2535.22	
Check Difference																								



636
 Executive Engineer (EI)
 RA Section
 Corporate Office, Hescm
 Navanagar, Hubballi - 580 025

Executive Engineer (EI)
RA Section
Corporate Office, Hescm
Navanagar, Hubballi - 580 025


HUBLI ELECTRICITY SUPPLY COMPANY LIMITED
Statement Showing Division Wise Detail DCB for the Month of FY 2020-21 (Up to Sept-20).

(Rs In lakhs)

Tariff	Description	Total No. of Install.	CONNECTED LOAD (MVA) (1000)	CONSUMPTION in MVA	OPENING BALANCE				DEMAND					COLLECTION					CLOSING BALANCE				
					Revenue	Interest	Tax	Total	Revenue	FAC	Interest	Tax	Total	Revenue	FAC	Interest	Tax	Total	Revenue	FAC	Interest	Tax	Total
1	2	3	4	5	11	12	13	14	15	16	17	18	19	20	21	22	23	24	25	26			
488	Belgaum Division Rural																						
LT-1 Up to 40Units	BI/CI	22368	0.92	2.21	-	-	-	0.00	134.80	0.57	-	-	135.17	134.58	0.57	-	-	135.16	-0.01	0.00	-	-	0.01
LT-1 Above 40 Units	BI/CI	2889	0.13	1.49	-14.39	0.08	0.48	-12.42	62.74	0.36	0.92	5.35	69.37	54.45	0.84	0.64	4.86	60.59	-6.10	1.15	0.36	0.95	-3.65
LT-1	BI/CI Total	25257	1.05	3.70	-14.39	0.08	0.48	-12.42	197.34	0.92	0.92	5.35	204.54	189.04	1.20	0.64	4.86	195.75	-6.09	1.15	0.36	0.95	-3.63
LT-2 a	Lighting & AEH	160562	207.90	44.90	53.03	4.81	13.23	165.82	2345.43	11.01	14.47	157.90	2528.82	2306.81	8.60	12.06	172.41	2501.87	89.98	97.37	7.02	-1.28	192.78
LT-3	Coml. Lighting	14261	25.50	8.03	34.96	0.44	3.92	49.02	712.40	2.22	3.83	53.57	772.01	724.09	1.91	3.38	57.35	786.72	23.27	10.01	0.89	0.14	34.30
LT-4(a)	IP Sets (10 HP & Below)	44992	183.52	78.20	2060.10	3399.76	18.99	5480.67	4948.01	11.96	0.35	-	4958.32	4945.19	12.48	0.16	-	4957.83	2060.82	3.29	3399.96	16.99	5481.16
LT-4(b)	IP Sets (Above 10 HP)	16	0.26	0.01	12.31	-1.04	0.41	11.72	0.90	0.00	0.13	0.02	1.06	-	-	-	-	-	13.21	0.04	-0.91	0.43	12.77
LT-4(c)	IP Sets Pvt. Horticulture	9	0.03	0.00	0.36	0.02	0.01	0.42	0.36	0.00	0.02	0.02	0.40	0.37	0.00	0.03	0.01	0.41	0.36	0.02	0.02	0.02	0.41
LT-5	LT Industrial	7084	55.75	8.62	43.77	2.96	4.65	53.47	657.98	2.57	3.45	41.51	705.51	675.79	2.34	3.24	45.91	727.28	25.95	2.33	3.17	0.25	31.70
LT-6a	Water supply	3278	12.20	8.12	517.35	180.65	37.90	725.78	626.48	2.32	29.57	30.83	688.96	530.28	1.16	19.90	25.06	576.40	613.54	11.04	170.31	43.47	838.36
LT-6b	Street Lights	1198	2.78	2.28	349.10	10.82	7.42	365.16	174.47	2.34	17.81	15.02	209.65	148.42	0.40	17.41	12.59	176.82	377.15	-0.22	11.23	9.85	398.00
LT-7	Temporary Supply (67 HP & Below)	2912	4.44	0.97	-147.81	-	-	-147.81	320.71	0.27	2.48	8.04	332.51	294.10	0.27	2.48	8.04	305.89	-121.00	-	-	-	-121.00
LT-TOTAL		269567	493.44	162.85	2908.97	3678.50	81.95	6892.02	9982.07	33.63	73.94	313.05	10401.78	9814.09	28.37	58.59	377.23	10220.87	3078.95	125.03	3682.04	70.82	6484.84
HT-1	Water Supply	13	4.87	12.65	1071.06	10.87	3.56	1086.17	712.67	3.80	86.16	58.99	861.82	211.58	3.67	81.14	56.32	352.71	1572.35	0.82	15.89	6.23	1585.29
HT-2(a)	HT Industrial	212	121.21	73.75	134.23	0.12	1.97	138.24	3782.98	13.93	11.30	249.12	4057.32	3894.58	14.10	11.36	250.93	4140.96	52.64	1.74	0.06	0.15	54.80
HT-2(b)	Commercial	17	2.39	1.33	8.47	0.00	0.04	8.74	141.63	0.44	0.78	9.56	152.41	148.18	0.44	0.78	9.56	156.97	3.91	0.22	-0.00	0.04	4.18
HT-2 (c)	Hospitals	14	1.32	0.73	9.84	0.04	0.75	10.89	64.34	0.22	0.31	4.50	69.37	72.71	0.27	0.33	5.17	78.48	1.46	0.01	0.02	0.09	1.58
HT-3(a)	URT Irrigation	6	0.80	0.01	5.78	0.16	-	5.94	8.01	0.00	0.58	0.01	8.61	0.08	-	-	-	0.08	13.71	0.00	0.74	0.01	14.47
HT-3(b)	Govt. & Pvt. Horticulture	-	-	-	-	-	-	-	-	-	-	-	-	-	-	-	-	-	-	-	-	-	-
HT-4	Residential Apartments	4	0.98	1.91	0.52	0.00	0.00	0.52	132.99	0.53	0.09	11.41	145.01	132.91	0.53	0.09	11.41	144.94	0.59	-	-	-	0.59
HT-5	Temporary Supply (67 HP & Above)	6	18.35	12.89	105.03	28.86	3.17	137.06	49.75	0.11	0.07	3.58	53.51	47.19	0.10	0.04	2.01	49.33	107.56	0.02	28.89	4.75	141.24
HT-TOTAL		272	147.93	103.06	1334.92	40.06	8.50	1387.38	4992.57	18.04	99.28	337.17	6343.06	4476.21	19.12	93.74	335.40	4323.47	1752.27	2.91	45.93	11.27	1819.94
TOTAL (LT + HT)		269839	641.37	265.91	4243.89	3678.56	90.45	8079.40	14974.64	51.67	172.32	850.22	15744.84	14290.30	47.49	163.02	642.62	15178.22	4829.22	127.94	3693.31	82.09	8304.78
Misc.Receipts/Trading		-	-	-	-	-	-	-	23.78	-	-	-	23.78	23.78	-	-	-	23.78	-	-	-	-	-
GRAND TOTAL		269839	641.37	265.91	4243.88	3678.56	90.45	8079.40	14998.42	51.67	172.32	850.22	15773.42	14313.08	47.49	163.02	642.62	15178.22	4829.22	127.94	3693.31	82.09	8304.78
Check Difference		-	-	-	-	-	-	-	-	-	-	-	-	-	-	-	-	-	-	-	-	-	-

437

(Signature)
Executive Engineer (EI)
RA Section
Corporate Office, Hescom
Navanagar, Hubballi - 580 025



HUBLI ELECTRICITY SUPPLY COMPANY LIMITED

Statement Showing Division Wise Detail DCB for the Month of FY 2020-21 (Up to Sept-20).

(Rs in lakhs)

Sl. No.	Description	Total No. of Install.	CONNECTED LOAD (MW) (1000)	CONSUMPTION IN MU	OPENING BALANCE				DEMAND					COLLECTION					CLOSING BALANCE				
					Revenue	Interest	Tax	Total	Revenue	FAC	Interest	Tax	Total	Revenue	FAC	Interest	Tax	Total	Revenue	FAC	Interest	Tax	Total
1	2	3	4	5	11	12	13	14	15	16	17	18	19	20	21	22	23	24	25	26	27	28	
432 Bailhongal Division																							
LT-1 Up to 40 Units	SI/NO	45062	2.42	5.92	-	-	-	-	396.31	1.73	-	-	398.04	396.31	1.73	-	-	398.04	-	-	-	-	
LT-1 Above 40 Units	SI/NO	3220	0.16	2.50	217.28	13.60	5.81	226.68	81.35	0.43	12.35	5.97	100.08	33.58	0.80	8.23	4.43	47.02	265.07	-10.40	17.72	7.35	279.73
LT-1	SI/NO Total	48282	2.58	8.41	217.28	13.60	5.81	226.68	477.66	2.15	12.35	5.97	498.12	429.88	2.53	8.23	4.43	445.05	265.07	-10.40	17.72	7.35	279.73
LT-2 a	Lighting & AEH	118808	85.04	26.60	265.92	11.05	9.65	305.57	1508.11	6.88	23.01	98.55	1634.54	1288.43	5.37	16.48	83.54	1403.82	483.60	20.44	17.58	14.66	536.29
LT-3	Coml. Lighting	12851	22.58	7.46	82.42	1.58	4.27	92.97	712.40	2.17	6.94	53.79	775.31	687.23	1.90	5.81	53.73	748.67	107.60	4.98	2.71	4.32	119.81
LT-4(a)	IP Sets (10 HP & Below)	43436	235.31	206.96	2745.92	4224.38	-	6970.30	13478.20	41.88	-	-	13518.08	13478.20	41.88	0.40	-	13518.48	2745.92	-	4223.98	-	6969.90
LT-4(b)	IP Sets (Above 10 HP)	17	0.11	0.02	11.36	2.99	0.38	14.78	0.86	0.00	0.05	0.06	0.97	0.82	-	0.04	0.04	0.70	11.59	0.04	3.00	0.40	15.03
LT-4(c)	IP Sets Pvt. Horticulture	5	0.02	0.01	-0.09	0.00	0.01	-0.08	0.39	0.00	0.00	0.02	0.41	0.11	0.00	0.00	0.00	0.12	0.16	0.00	0.00	0.02	0.21
LT-5	LT Industrial	4042	30.82	4.03	38.30	0.72	1.72	42.58	301.88	1.03	3.05	18.32	324.09	278.54	0.91	2.52	16.40	298.36	53.45	1.93	1.25	1.65	68.28
LT-6a	Water supply	2466	13.40	10.36	1534.53	61.74	40.57	1656.45	643.92	2.78	62.12	40.31	749.14	497.88	1.56	104.47	38.71	642.62	1680.58	20.82	19.40	42.18	1782.97
LT-6b	Streetlights	1156	2.82	2.04	100.38	20.30	6.68	127.60	162.30	0.55	11.10	11.06	185.01	208.32	0.59	17.54	11.85	236.30	56.36	0.23	13.86	5.86	78.31
LT-7	Temporary Supply (67 HP & Below)	2650	1.75	0.52	-3.16	-0.03	2.06	-2.78	111.56	0.20	0.98	4.51	117.25	96.33	0.84	0.87	4.10	101.94	12.07	-2.10	0.09	2.47	12.53
LT-TOTAL		233713	334.43	309.41	4892.87	4336.53	7011.3	2434.70	17533.08	57.65	119.60	232.59	17507.51	13933.52	65.39	168.36	224.81	17336.06	4426.42	35.94	4299.58	76.90	3640.85
HT-1	Water Supply	34	11.21	24.71	1438.36	49.06	31.67	1524.56	1415.88	7.40	150.39	115.69	1689.36	1078.51	6.85	137.50	106.36	1327.22	1777.73	5.82	61.95	41.20	1886.71
HT-2(a)	HT Industrial	61	108.13	11.27	351.82	1.34	1.75	355.05	918.65	3.36	10.58	57.78	990.37	792.20	3.34	10.18	57.64	863.37	478.27	0.18	1.73	1.88	482.04
HT-2(b)	Commercial	7	0.53	0.19	1.06	-0.06	-	0.86	22.16	0.06	0.12	1.50	23.84	22.33	0.02	0.05	1.50	23.89	0.89	-0.08	-0.01	-	0.81
HT-2 (c)	Hospitals	10	1.03	0.30	9.45	0.02	-0.06	9.38	31.13	0.08	0.64	1.90	33.75	28.17	0.08	0.64	1.78	30.67	12.41	-0.01	0.01	0.04	12.46
HT-3(a)	Ur Irrigation	24	18.17	5.38	7.69	0.11	0.23	8.17	306.05	1.91	8.83	13.50	328.28	283.33	1.85	6.20	12.26	303.65	30.41	0.19	0.75	1.46	32.81
HT-3(b)	Govt. & Pvt. Horticulture	-	-	-	-	-	-	-	-	-	-	-	-	-	-	-	-	-	-	-	-	-	-
HT-4	Residential Apartments	-	-	-	-	-	-	-	-	-	-	-	-	-	-	-	-	-	-	-	-	-	-
HT-5	Temporary Supply (67 HP & Above)	1	0.11	0.12	-2.48	-	-	-2.48	15.01	0.02	0.00	1.17	16.21	12.53	0.02	0.00	1.17	13.73	-	-0.00	-	-	-0.00
HT-TOTAL		137	151.77	41.37	1805.32	50.45	33.76	1895.45	2708.88	12.53	168.58	131.63	3061.81	2215.08	12.95	154.57	180.72	2662.53	2291.72	5.89	64.44	44.53	2414.32
TOTAL (LT & HT)		235090	533.56	350.78	6738.77	4386.98	10485	11123.55	20101.96	70.48	288.16	424.12	20569.72	15176.60	67.54	310.92	405.53	19998.59	7726.14	42.03	4364.02	123.43	12256.88
Misc. Receipts/Trading		-	-	-	-	-	-	-	28.63	-	-	-	28.63	28.63	-	-	-	28.63	-	-	-	-	-
GRAND TOTAL		235090	533.56	350.78	6738.77	4386.98	10485	11123.55	20130.59	70.48	288.16	424.12	20598.35	15205.23	67.54	310.92	405.53	19987.23	7726.14	42.03	4364.02	123.43	12256.88
Check Difference		-	-	-	-	-	-	-	-	-	-	-	-	-	-	-	-	-	-	-	-	-	-



439

Executive Engineer (EI)
 RA Section
 Corporate Office, Hescom
 Navanagar, Hubballi - 580 025

HUBLI ELECTRICITY SUPPLY COMPANY LIMITED


Statement Showing Division Wise Detail DCB for the Month of FY 2020-21 (Up to Sept-20).

(Rs in lakhs)

Sl. No.	Description	Total No. of Install.	CONNECTED LOAD (kW) (1/1000)	CONSUMPTION in kWh	OPENING BALANCE				DEMAND				COLLECTION				CLOSING BALANCE						
					Revenue	Interest	Tax	Total	Revenue	FAC	Interest	Tax	Total	Revenue	FAC	Interest	Tax	Total	Revenue	FAC	Interest	Tax	Total
1	2	3	4	5	11	12	13	14	15	16	17	18	19	20	21	22	23	24	25	26	27	28	
490 Ramadurag																							
LT-1 Up to 40 Units	W/O	15102	0.72	2.53	-	-	-	-	169.38	0.77	-	-	170.15	169.38	0.77	-	-	170.15	-	-	-	-	-
LT-1 Above 40 Units	W/O	1114	0.05	0.89	55.31	25.64	3.42	79.16	30.29	0.17	3.86	2.28	36.59	10.90	0.83	0.60	1.19	13.23	75.00	-5.87	28.90	4.50	102.53
LT-1	W/O Total	16216	0.77	3.42	55.31	25.64	3.42	79.16	199.67	0.93	3.86	2.28	206.74	179.98	1.60	0.60	1.19	183.38	75.00	-5.87	28.90	4.50	102.53
LT-2 a	Lighting & ABH	41621	29.43	8.68	80.84	20.02	26.12	146.27	492.94	2.06	8.98	39.32	543.33	398.05	0.88	4.63	26.19	428.75	175.73	20.51	24.37	39.24	259.85
LT-3	Coml. Lighting	4621	7.38	2.35	28.77	2.51	11.01	36.59	225.22	0.62	2.76	18.99	247.59	207.70	0.41	2.06	16.23	226.41	46.29	-3.48	3.20	13.77	56.77
LT-4(a)	IP Sets (10 HP & Below)	20974	139.65	127.81	1463.23	2215.43	-	3678.66	8294.89	30.81	-	-	8325.51	8284.89	30.81	-	-	8315.71	1473.03	-	2215.43	-	3688.46
LT-4(b)	IP Sets (Above 10 HP)	8	0.05	-	2.29	4.99	0.63	8.07	0.25	-	0.01	-	0.25	0.03	-	0.00	-	0.03	2.51	0.17	4.99	0.63	8.29
LT-4(c)	IP Sets Pvt. Horticulture	-	-	-	-	-	-	-	-	-	-	-	-	-	-	-	-	-	-	-	-	-	-
LT-5	LT Industrial	3051	13.97	2.04	-0.64	8.58	7.78	18.52	157.07	0.55	1.82	10.18	169.40	141.17	0.34	1.02	8.65	151.18	15.25	3.02	9.18	9.29	36.74
LT-6a	Water supply	940	3.99	4.62	822.43	-38.59	33.29	827.78	251.64	1.19	46.37	17.32	316.52	188.37	0.04	31.48	10.54	230.42	885.70	11.80	-23.69	40.07	913.88
LT-6b	Street Lights	333	0.94	0.63	107.94	-97.76	24.31	36.48	42.88	0.16	3.28	3.64	49.97	43.24	0.05	4.89	2.72	50.90	107.58	2.11	-99.36	25.23	35.55
LT-7	Temporary Supply (67 HP & Below)	313	0.46	0.09	10.83	0.60	1.24	12.43	21.23	0.02	0.19	0.83	22.28	19.02	0.02	0.12	0.78	19.91	12.84	-0.02	0.87	1.31	14.80
LT-TOTAL		88477	195.64	153.52	2570.78	2141.42	107.78	4845.96	9685.91	36.39	67.07	92.65	9881.60	9462.46	34.15	44.30	66.29	9807.69	2733.91	23.23	2163.58	134.04	6119.86
HT-1	Water Supply	3	0.32	0.14	17.07	0.39	0.67	18.26	6.82	0.03	0.85	0.81	8.11	3.80	-	0.79	0.77	5.36	20.09	0.17	0.25	0.51	21.02
HT-2(a)	HT Industrial	10	3.71	1.08	12.33	0.09	1.18	14.72	132.39	0.38	0.57	6.75	140.07	128.02	0.22	0.51	6.72	135.47	16.70	1.25	0.14	1.22	19.32
HT-2(b)	Commercial	-	-	-	-	-	-	-	-	-	-	-	-	-	-	-	-	-	-	-	-	-	-
HT-2 (c)	Hospitals	5	0.38	0.12	7.20	0.21	0.78	8.28	12.08	0.03	0.83	0.73	13.47	12.84	0.01	0.16	0.41	13.42	6.44	0.08	0.69	1.10	8.31
HT-3(a)	UR Irrigation	3	0.83	-	43.12	7.32	-0.02	50.49	-	-	-	-	-	-	-	-	-	-	43.12	0.08	7.32	-0.02	50.49
HT-3(b)	Govt. & Pvt. Horticulture	-	-	-	-	-	-	-	-	-	-	-	-	-	-	-	-	-	-	-	-	-	-
HT-4	Residential Apartments	-	-	-	-	-	-	-	-	-	-	-	-	-	-	-	-	-	-	-	-	-	-
HT-5	Temporary Supply (67 HP & Above)	-	-	-	-13.19	-	-	-13.19	-	-	-	-	-	-	-	-	-	-	-	-	-	-	-
HT-TOTAL		21	5.25	1.33	64.82	8.07	2.61	78.65	151.29	0.42	1.84	8.09	161.65	144.66	0.23	1.46	7.90	164.25	73.19	1.69	8.40	-	161.65
TOTAL (LT + HT)		88098	201.89	150.96	2637.30	2149.43	110.33	4924.60	9837.20	36.81	68.91	100.84	10043.25	9607.11	34.38	46.26	74.19	9781.94	2847.07	24.92	2172.98	134.04	6201.86
Misc. Receipts/Trading		-	-	-	-	-	-	-	8.35	-	-	-	8.35	8.35	-	-	-	8.35	-	-	-	-	-
GRAND TOTAL		88098	201.89	150.96	2637.30	2149.43	110.33	4924.60	9845.55	36.81	68.91	100.84	10051.60	9615.46	34.38	46.26	74.19	9770.29	2847.07	24.92	2172.98	134.04	6201.86
Check Difference		-	-	-	-	-	-	-	-	-	-	-	-	-	-	-	-	-	-	-	-	-	-

[Signature]
Executive Engineer (EI)
 RA Section
 Corporate Office, Hescom
 Navanagar, Hubballi - 580 025

439



HUBLI ELECTRICITY SUPPLY COMPANY LIMITED
Statement Showing Division Wise Detail DCB for the Month of FY 2020-21 (Up to Sept-20).

(Rs in lakhs)

Term	Description	Total No of Units	CONNECTED LOAD (MVA) (FY 2020)	CONSUMPTION IN MVA	OPENING BALANCE				DEMAND				COLLECTION				CLOSING BALANCE					
					Revenue	Interest	Tax	Total	Revenue	FAC	Interest	Tax	Total	Revenue	FAC	Interest	Tax	Total	Revenue	FAC	Interest	Tax
1	2	3	4	5	11	12	13	14	15	16	17	18	19	20	21	22	23	24	25	26		
433 Ghataprabha Division																						
LT-1 Up to 40 Units	BU/IO	29348	1.38	3.19	-	-	-	-	200.98	0.85	-	-	201.83	200.98	0.85	-	-	201.83	-	-	-	-
LT-1 Above 40 Units	BU/IO	2471	0.11	1.73	33.68	18.06	3.71	52.80	64.41	0.57	3.98	5.31	74.27	36.95	0.95	1.01	3.26	42.17	81.14	-1.03	19.03	5.76
LT-1	BU/IO Total	31819	1.48	4.92	33.68	18.06	3.71	52.80	265.39	1.42	3.98	5.31	276.10	237.93	1.80	1.01	3.26	244.00	81.14	-1.03	19.03	5.76
LT-2 a	Lighting & ABH	98327	74.80	25.19	118.62	15.93	59.85	229.27	1474.98	4.02	21.09	100.82	1800.91	1365.98	2.17	10.78	85.31	1474.24	227.62	36.71	26.25	65.36
LT-3	Coml. Lighting	12709	22.05	7.30	-1.77	15.12	29.72	52.06	696.52	1.31	9.53	53.08	783.45	703.11	1.10	5.03	52.51	761.75	-5.36	9.20	19.81	30.30
LT-4(a)	IP Sets (10 HP & below)	56710	328.37	243.71	3959.76	4292.63	0.00	8275.39	15816.63	51.54	-	-	15888.17	15816.59	51.54	0.00	-	15868.13	3950.80	22.99	4292.63	0.00
LT-4(b)	IP Sets (Above 10 HP)	20	0.59	0.05	24.70	5.14	0.88	30.99	3.33	0.00	1.18	0.15	4.67	-	-	-	-	28.03	0.27	6.32	1.03	
LT-4(c)	IP Sets Pwt. Horticulture	10	0.08	0.01	1.00	0.43	0.11	1.55	0.50	0.00	0.02	0.04	0.56	0.13	-	-0.01	0.07	0.19	1.37	0.01	0.46	0.08
LT-5	LT Industrial	4129	37.48	5.59	24.47	9.05	10.99	45.31	416.01	1.25	4.58	27.12	448.97	394.21	0.65	11.44	35.28	441.57	48.27	1.40	2.19	2.85
LT-5a	Water supply	1844	7.74	5.40	143.30	119.45	27.39	296.52	341.87	1.54	17.79	22.13	383.33	282.24	0.49	11.91	18.20	312.85	202.93	7.41	125.33	31.32
LT-5b	Streetlights	665	2.48	1.70	-12.02	34.42	19.72	43.98	132.25	0.30	41.25	9.53	183.32	137.11	0.13	14.54	19.57	171.36	-16.88	2.03	61.13	9.68
LT-7	Temporary Supply (57 HP & below)	4360	6.26	0.33	-25.11	0.95	9.45	-15.11	88.72	0.05	0.55	3.13	90.45	84.40	0.02	0.31	2.41	87.14	-22.79	-0.37	1.19	10.17
LT - TOTAL		212653	481.31	294.18	4268.56	4809.19	181.83	8012.75	19237.20	61.43	99.38	221.32	19619.35	19021.71	67.92	68.01	226.59	19381.23	4482.11	77.61	454.16	166.25
HT-1	Water Supply	14	4.06	10.31	700.06	5.53	26.28	778.64	581.88	2.59	59.02	48.17	691.67	214.11	3.27	38.62	56.13	313.14	1067.86	46.07	24.83	18.32
HT-2(a)	HT Industrial	65	52.46	27.58	394.88	94.96	202.01	707.88	1291.71	3.27	51.38	101.34	1447.71	1140.49	9.53	2.96	277.77	1430.74	546.10	9.78	143.38	25.59
HT-2(b)	Commercial	6	0.35	0.48	-0.99	0.22	4.28	4.04	49.01	-	0.39	3.77	53.17	48.80	0.54	0.40	3.52	53.25	-0.78	-	0.20	4.53
HT-2 (c)	Hospitals	18	0.81	0.96	-2.28	1.28	4.48	4.36	82.72	0.16	0.57	5.88	89.33	69.80	0.74	1.17	9.33	80.83	10.84	0.30	0.88	1.03
HT-3(a)	Urt. Irrigation	11	20.27	15.10	254.87	1.88	23.37	282.97	572.31	4.78	13.96	38.52	627.57	609.85	5.83	13.95	51.31	680.74	217.33	2.00	1.89	8.58
HT-3(b)	Govt. & Pvt. Horticulture	-	-	-	-	-	-	-	-	-	-	-	-	-	-	-	-	-	-	-	-	-
HT-4	Residential Apartments	2	0.21	0.08	2.13	0.02	0.28	2.48	7.14	0.02	0.28	0.51	7.95	0.01	0.04	0.24	0.67	0.96	9.27	-	0.07	0.12
HT-5	Temporary Supply (67 HP & Above)	6	-	-	-	-0.00	-	-0.00	-	-	-	-	-	-	-	-	-	-	-	-	-0.00	-
HT - TOTAL		122	78.18	54.50	1348.89	103.89	260.69	1780.35	2684.79	10.82	125.89	198.15	2517.59	2082.97	18.75	58.33	398.72	2556.67	1850.52	68.15	171.15	58.18
TOTAL (LT + HT)		212775	559.49	348.68	5615.34	4813.08	422.52	10793.10	21822.00	72.26	225.68	417.61	22537.32	21104.68	77.96	113.34	625.31	21937.90	6332.78	38.76	475.29	214.71
Misc Receipts (Trading)		-	-	-	0.34	-	-	0.34	39.99	-	-	-	39.99	40.33	-	-	-	40.33	-	-	-	-
GRAND TOTAL		212775	559.49	348.68	5615.68	4813.08	422.52	10793.43	21861.99	72.26	225.68	417.61	22577.32	21145.31	77.96	113.34	625.31	21978.23	6332.78	38.76	475.29	214.71
Check Difference		-	-	-	-	-	-	-	-	-	-	-	-	-	-	-	-	-	-	-	-	-



440

Executive Engineer (EI)
 RA Section
 Corporate Office, Hescom
 Navanagar, Hubballi - 580 025


20/09/2021
 10:30 AM
 10/10/2021
 10:30 AM

HUBLI ELECTRICITY SUPPLY COMPANY LIMITED

Statement Showing Division Wise Detail DCB for the Month of FY 2020-21 (Up to Sept-20).

(Rs in lakhs)

Sl. No.	Description	Total No. of Install.	CONNECTED LOAD (MVA) (FY2001)	CONSUMPTION IN MU	OPENING BALANCE				DEMAND					COLLECTION					CLOSING BALANCE								
					Revenue	Interest	Tax	Total	Revenue	FAC	Interest	Tax	Total	Revenue	FAC	Interest	Tax	Total	Revenue	FAC	Interest	Tax	Total				
1	2	3	4	5	11	12	13	14	15	16	17	18	19	20	21	22	23	24	25	26							
434 Chikkodi Division																											
LT-1 Up to 40Units	IS/IO	38161	0.97	5.11	-	-	-	-	314.26	1.47	-	-	315.74	314.26	1.47	-	-	315.74	-	-	-	-	-	-	-	-	-
LT-1 Above 40 Units	IS/IO	5636	1.10	3.75	14.29	10.02	3.19	27.50	147.91	0.92	8.71	12.59	170.14	89.97	1.41	2.28	6.40	80.06	92.23	-0.49	16.45	9.38	117.58	-	-	-	
LT-1	IS/IO Total	41797	2.06	8.86	14.29	10.02	3.19	27.50	462.18	2.40	8.71	12.59	485.88	384.23	2.89	2.28	6.40	395.80	92.23	-0.49	16.45	9.38	117.58	-	-	-	
LT-2 a	Lighting & AEH	117861	108.44	34.27	202.83	27.09	48.72	323.29	1987.78	8.92	25.89	134.12	2156.50	1689.28	12.70	13.95	119.05	1844.97	491.32	42.87	38.83	81.79	834.82	-	-	-	
LT-3	Coml. Lighting	13923	24.58	7.90	52.46	-0.42	15.33	77.83	752.81	2.27	5.64	57.50	818.01	723.64	4.85	4.09	56.08	788.46	81.43	8.08	1.14	16.74	107.39	-	-	-	
LT-4(a)	IP Sets (10 HP & Below)	56118	322.40	193.90	3135.78	4859.18	-0.00	7994.94	12584.13	33.80	-	-	12617.93	12584.38	33.80	0.28	0.00	12618.46	3135.54	-	4858.88	-0.00	7994.41	-	-	-	
LT-4(b)	IP Sets (Above 10 HP)	54	1.08	0.26	135.37	79.36	7.55	223.43	11.23	0.07	9.81	-	21.11	-	-	-	-	146.61	1.21	89.17	7.55	244.53	-	-	-		
LT-4(c)	IP Sets Pvt. Horticulture	-	-	-	-	-	-	-	-	-	-	-	-	-	-	-	-	-	-	-	-	-	-	-	-		
LT-5	LT Industrial	7542	53.38	11.18	132.29	1.40	20.22	167.48	825.07	3.86	8.22	59.29	896.43	739.82	8.08	4.31	48.93	801.12	217.54	8.38	5.32	30.58	282.79	-	-	-	
LT-6a	Water supply	2338	16.88	7.51	452.74	260.77	35.55	754.91	513.80	2.28	54.64	31.26	601.99	400.10	0.65	45.51	24.32	470.58	586.44	7.48	289.91	42.50	888.33	-	-	-	
LT-6b	Streetlights	985	2.57	2.28	0.57	-4.17	2.33	-1.10	170.06	0.67	7.68	12.72	191.12	188.33	0.20	4.38	10.00	182.91	2.31	0.83	-0.88	5.05	7.11	-	-	-	
LT-7	Temporary Supply (57 HP & Below)	3086	6.35	0.47	-91.38	0.64	1.86	-89.31	160.27	0.14	2.05	4.53	167.00	151.17	0.09	1.40	3.83	158.49	-82.25	-0.41	1.30	2.56	-78.81	-	-	-	
LT-TOTAL		243484	637.55	268.64	4034.98	6233.86	132.74	8478.96	17457.12	64.40	122.45	312.02	17865.95	16850.54	63.04	78.19	288.52	17258.73	4651.18	88.74	5280.11	176.14	10178.18	-	-	-	
HT-1	Water Supply	23	3.22	5.17	37.77	35.58	21.05	102.52	319.24	1.57	12.52	24.22	357.54	194.29	0.84	11.47	19.27	225.88	162.71	8.85	36.82	26.00	234.19	-	-	-	
HT-2(a)	HT Industrial	71	26.98	12.37	47.10	-	7.88	69.30	1012.88	4.02	7.73	58.83	1083.46	893.88	3.38	7.39	57.99	982.64	166.10	14.97	0.33	8.72	190.12	-	-	-	
HT-2(b)	Commercial	4	0.72	0.23	10.92	-	0.05	11.10	28.37	0.07	0.38	1.84	30.66	33.87	0.07	0.57	1.82	36.43	5.42	0.13	-0.19	-0.03	5.34	-	-	-	
HT-2 (c)	Hospitals	18	1.31	0.52	6.53	-0.97	1.00	6.76	51.54	0.13	0.70	3.40	55.78	47.74	0.11	0.55	3.37	51.78	10.34	0.22	-0.82	1.03	10.76	-	-	-	
HT-3(a)	Lift Irrigation	45	7.27	3.50	438.34	158.54	8.50	623.51	138.04	1.12	20.25	8.68	168.08	25.84	0.05	1.40	2.51	29.80	550.54	18.19	177.40	14.85	781.79	-	-	-	
HT-3(b)	Govt. & Pvt. Horticulture	-	-	-	-	-	-	-	-	-	-	-	-	-	-	-	-	-	-	-	-	-	-	-	-	-	
HT-4	Residential Apartments	-	-	-	-	-	-	-	-	-	-	-	-	-	-	-	-	-	-	-	-	-	-	-	-	-	
HT-5	Temporary Supply (57 HP & Above)	2	-	-	93.32	2.74	5.67	102.43	-	-	-	-	50.00	-	-	-	50.00	43.32	0.89	2.74	5.67	62.43	-	-	-		
HT-TOTAL		151	39.50	21.80	633.99	195.90	44.15	918.82	1550.06	8.92	41.63	88.95	1896.63	1245.82	4.45	21.39	85.96	1366.52	938.43	44.05	216.09	66.95	1264.82	-	-	-	
TOTAL (LT + HT)		243645	677.05	290.44	4668.97	6429.76	176.89	10394.58	19017.19	81.32	164.02	408.98	19962.57	18096.36	67.49	97.58	374.48	18624.25	5589.61	112.79	5496.20	242.89	11443.07	-	-	-	
Misc. Receipts/Trading		-	-	-	-	-	-	-	41.48	-	-	-	41.48	41.48	-	-	-	41.48	-	-	-	-	-	-	-	-	
GRAND TOTAL		243645	677.05	290.44	4668.97	6429.76	176.89	10394.58	19058.67	81.32	164.02	408.98	19999.97	18137.84	67.49	97.58	374.48	18665.73	5589.61	112.79	5496.20	242.89	11443.07	-	-	-	
Check Difference		-	-	-	-	-	-	-	-	-	-	-	-	-	-	-	-	-	-	-	-	-	-	-	-	-	


Executive Engineer (EI)
 RA Section
 Corporate Office, Hescom
 Navanagar, Hubballi - 580 025



441

HUBLI ELECTRICITY SUPPLY COMPANY LIMITED

Statement Showing Division Wise Detail DCB for the Month of FY 2020-21 (Up to Sept-20).

(Rs in lakhs)

Tariff	Description	Total No of installs.	CONNECTED LOAD (Kw/h) ('000)	CONSUMPTION in KWH	OPENING BALANCE				DEMAND				COLLECTION				CLOSING BALANCE						
					Revenue	Interest	Tax	Total	Revenue	FAC	Interest	Tax	Total	Revenue	FAC	Interest	Tax	Total	Revenue	FAC	Interest	Tax	Total
1	2	3	4	5	11	12	13	14	15	16	17	18	19	20	21	22	23	24	25	26			
483	Athani Division																						
LT-1 Up to 40Units	BY/D	28061	1.09	4.21	-	-	-	-	277.04	0.49	-	-	277.53	277.04	0.49	-	-	277.53	-	-	-		
LT-1 Above 40 Units	BY/D	3006	0.35	1.93	17.88	8.87	1.75	30.28	72.35	1.20	3.38	8.04	82.97	45.98	1.08	1.08	4.12	52.25	44.23	2.10	11.00	3.67	61.00
LT-1	BY/D Total	31069	1.44	6.14	17.86	8.87	1.75	30.28	349.39	1.68	3.38	8.04	360.50	323.02	1.58	1.08	4.12	329.78	44.23	2.10	11.00	3.67	61.00
LT-2 a	Lighting & ADI	80960	87.85	20.30	107.79	20.37	20.01	177.78	1174.08	5.28	15.79	78.84	1274.00	1029.25	3.67	8.98	71.44	1113.35	252.62	31.20	27.18	27.41	338.41
LT-3	Coml. Lighting	11230	19.27	5.89	50.82	0.95	7.33	84.04	585.83	1.89	4.89	42.88	615.29	580.73	1.48	4.83	43.22	610.06	55.91	5.14	1.21	7.00	69.27
LT-4(a)	IP Sets (10 HP & below)	74725	284.39	236.28	5201.77	8027.42	1.32	11235.04	15334.56	48.50	-	-	15383.07	15334.54	48.50	0.06	-	15383.11	5201.80	4.53	6027.36	1.32	11235.00
LT-4(b)	IP Sets (Above 10 HP)	378	15.14	6.52	4773.71	3050.01	318.46	8184.04	293.56	3.29	309.40	20.49	626.74	2.68	0.04	-	0.21	2.93	5064.80	45.11	3359.41	338.74	8807.86
LT-4(c)	IP Sets Pvt. Horticulture	2	0.00	0.00	-0.01	0.00	0.01	0.00	0.16	0.00	0.00	0.01	0.17	0.18	0.00	0.00	0.01	0.17	-0.01	-	0.00	0.01	0.00
LT-5	LT Industrial	5398	37.05	3.92	38.57	-2.10	2.20	40.68	317.48	1.11	2.88	19.68	341.14	298.71	0.91	1.93	19.79	319.33	59.34	2.22	-1.18	2.10	62.49
LT-6a	Water supply	1966	8.34	4.18	22.79	-18.28	11.28	19.24	229.92	1.32	6.67	18.60	254.51	232.05	1.41	5.81	15.43	254.69	20.66	3.39	-17.42	12.44	19.08
LT-6b	Streetlights	581	1.82	1.58	32.00	4.01	21.67	48.91	120.54	0.51	3.53	8.73	133.30	184.44	0.31	2.27	4.81	191.83	-31.90	-8.58	5.28	25.58	-9.82
LT-7	Temporary Supply (67 HP & below)	2678	4.87	0.53	-83.28	0.73	3.08	-59.47	138.81	0.14	2.50	8.54	148.00	125.29	0.14	2.23	5.85	133.51	-49.78	0.01	1.00	3.77	-44.98
LT-TOTAL		208966	439.57	286.35	10182.01	9051.73	387.11	18740.52	18624.36	63.53	348.01	198.13	19136.73	18088.97	64.03	26.97	184.89	18338.77	10617.90	85.12	3413.32	422.56	20638.49
HT-1	Water Supply	12	1.45	2.79	41.73	71.85	30.50	148.98	164.57	1.77	12.01	13.08	191.41	64.47	2.09	7.58	10.16	84.30	141.83	2.46	78.38	33.40	254.08
HT-2(a)	HT Industrial	50	10.31	11.75	1198.11	81.99	4.08	1282.88	1097.80	8.90	78.28	83.18	1264.14	943.42	6.99	10.95	88.62	1047.99	1350.49	0.81	147.32	0.62	1499.03
HT-2(b)	Commercial	5	0.57	0.10	2.77	0.02	0.40	3.25	15.81	0.03	0.20	0.81	16.85	18.43	0.03	0.20	0.81	19.48	0.14	0.06	0.02	0.40	0.63
HT-2 (c)	Hospitals	8	0.61	0.25	0.05	0.29	0.85	1.03	25.08	0.07	0.27	1.68	27.08	19.07	0.05	0.04	1.28	20.41	8.08	0.05	0.52	1.08	7.70
HT-3(a)	LT Irrigation	98	45.72	16.75	437.32	93.85	91.47	659.97	592.57	7.31	36.18	45.14	881.21	381.53	5.49	9.40	32.15	428.57	848.37	39.15	120.65	104.45	912.62
HT-3(b)	Govt. & Pvt. Horticulture	-	-	-	-	-	-	-	-	-	-	-	-	-	-	-	-	-	-	-	-	-	-
HT-4	Residential Apartments	-	-	-	-	-	-	-	-	-	-	-	-	-	-	-	-	-	-	-	-	-	-
HT-5	Temporary Supply (67 HP & Above)	2	0.16	0.01	0.79	0.01	0.03	0.83	3.90	0.02	0.05	0.10	4.07	4.02	0.01	0.05	0.08	4.16	0.87	0.01	0.01	0.05	0.73
HT-TOTAL		176	58.21	31.88	1878.77	248.11	127.13	2094.31	1892.72	10.10	125.01	113.94	2184.78	1830.54	14.67	29.21	131.09	1804.90	2187.58	42.35	344.91	139.98	2974.79
TOTAL (LT + HT)		209142	497.78	318.23	11860.78	9300.84	514.24	21835.45	20424.08	78.63	474.02	210.07	21821.51	19919.51	78.74	66.18	215.98	19843.67	12786.48	127.46	1758.23	562.02	23215.27
Misc.Receipts/Trading					2.13			2.13	132.57				132.57					132.57	2.13				2.13
GRAND TOTAL		209142	497.78	318.23	11862.91	9300.84	514.24	21837.57	20566.85	78.63	474.02	210.07	21654.07	19822.38	78.74	66.18	215.98	19976.24	12788.61	127.46	1758.23	562.02	23217.40
Check Difference																							



442


Executive Engineer (EI)
 RA Section
 Corporate Office, Hescom
 Navanagar, Hubballi - 580 025

HUBLI ELECTRICITY SUPPLY COMPANY LIMITED

Statement Showing Division Wise Detail DCB for the Month of FY 2020-21 (Up to Sept-20).

(Rs in lakhs)

Tariff	Description	Total No. of Install.	CONNECTED LOAD (MW) (1000)	CONSUMPTION IN MW	OPENING BALANCE				DEMAND				COLLECTION				CLOSING BALANCE					
					Revenue	Interest	Tax	Total	Revenue	FAC	Interest	Tax	Total	Revenue	FAC	Interest	Tax	Total	Revenue	FAC	Interest	Tax
1	2	3	4	5	11	12	13	14	15	16	17	18	19	20	21	22	23	24	25	26		
486 Raibag Division																						
LT-1 Up to 40 Units	B/YO	19836	0.78	3.20	-	-	-	-	204.38	0.88	-	-	205.27	204.38	0.88	-	-	205.27	-	-	-	-
LT-1 Above 40 Units	B/YO	1085	0.06	0.88	-14.89	14.15	1.74	-3.63	31.04	0.47	2.29	2.60	36.38	18.00	0.61	0.88	1.91	21.38	-1.85	-4.77	15.58	2.43
LT-1	B/YO Total	21021	0.82	4.08	-14.89	14.15	1.74	-3.63	235.42	1.35	2.29	2.60	241.66	222.38	1.50	0.88	1.91	21.38	-1.85	-4.77	15.58	2.43
LT-2 a	Lighting & ABH	56005	51.21	12.47	134.17	42.72	13.02	211.34	721.49	3.11	12.66	47.14	784.40	538.05	0.89	30.40	45.55	814.89	317.60	23.66	24.97	14.81
LT-3	Cont. Lighting	7250	11.41	3.51	41.59	0.94	3.44	50.84	323.83	0.93	3.46	23.90	351.92	306.26	0.78	2.44	24.34	333.82	56.96	5.02	1.96	3.00
LT-4(a)	IP Sets (10 HP & below)	53179	307.57	299.66	4443.22	5375.43	-	9818.65	19448.16	62.32	-	-	19510.48	19448.15	62.32	-	-	19510.47	4443.23	-	5375.43	-
LT-4(b)	IP Sets (Above 10 HP)	10	0.35	0.03	30.52	8.89	2.32	41.86	1.13	0.01	0.95	0.08	2.18	-	-	-	-	31.65	0.14	9.84	2.40	44.02
LT-4(c)	IP Sets Pvt. Horticulture	-	-	-	-	-	-	-	-	-	-	-	-	-	-	-	-	-	-	-	-	-
LT-5	LT Industrial	4210	31.70	6.81	121.76	1.17	3.44	128.95	364.13	1.35	5.06	24.07	394.80	319.42	0.80	4.02	24.81	348.85	166.47	3.12	2.21	2.90
LT-6a	Water supply	1887	8.14	3.64	164.63	16.01	22.40	215.71	313.11	1.32	17.01	14.25	345.69	239.23	0.51	14.41	10.98	265.11	238.51	13.48	18.60	25.70
LT-6b	Street Lights	348	0.89	0.98	17.62	-3.51	6.33	24.18	68.86	0.31	3.17	5.35	77.70	65.27	0.08	8.05	4.91	78.30	21.22	3.98	-8.39	6.77
LT-7	Temporary Supply (57 HP & below)	428	0.76	0.32	-3.82	-0.07	1.00	-3.38	53.15	0.76	0.67	2.14	56.72	57.03	0.63	0.50	1.44	59.80	-7.71	-0.35	0.10	1.70
LT-TOTAL		144138	412.88	331.14	4934.80	6468.72	63.69	16434.50	21829.06	74.46	45.27	119.52	21765.32	21195.79	57.61	60.69	113.71	21437.70	6268.07	44.25	5440.31	59.50
HT-1	Water Supply	4	0.32	0.44	-27.34	35.24	11.19	24.30	28.94	0.77	1.95	2.17	33.82	-	-	-	-	-	1.80	5.98	37.18	13.38
HT-2(a)	HT Industrial	15	3.18	1.15	8.45	0.02	-0.03	8.53	103.35	6.35	1.07	20.95	131.72	111.83	3.15	1.73	7.78	124.46	-0.04	3.30	-0.84	13.17
HT-2(b)	Commercial	-	-	-	-	-	-	-	-	-	-	-	-	-	-	-	-	-	-	-	-	-
HT-2(c)	Hospitals	4	0.24	0.07	2.54	0.31	0.60	3.67	7.37	0.21	0.17	0.46	8.21	7.38	-0.11	0.12	0.35	7.72	2.58	0.55	0.35	0.70
HT-3(a)	UR Irrigation	2	0.33	0.07	1.67	0.07	0.05	1.82	2.28	0.07	0.07	0.13	2.54	3.07	-	-	-	3.07	0.87	0.10	0.15	0.17
HT-3(b)	Govt. & Pvt. Horticulture	-	-	-	-	-	-	-	-	-	-	-	-	-	-	-	-	-	-	-	-	-
HT-4	Residential Apartments	-	-	-	-	-	-	-	-	-	-	-	-	-	-	-	-	-	-	-	-	-
HT-5	Temporary Supply (57 HP & Above)	-	-	-	-	-	-	-	-	-	-	-	-	-	-	-	-	-	-	-	-	-
HT-TOTAL		25	4.07	1.74	-14.63	35.64	11.81	38.54	141.94	7.40	3.28	23.70	178.29	122.26	3.26	1.85	8.13	135.26	4.99	3.53	37.95	27.40
TOTAL (LT + HT)		144163	416.95	332.88	4920.17	6484.36	66.50	16522.84	21971.00	78.87	48.55	143.22	21943.61	21318.05	70.84	62.54	121.82	21572.94	6273.06	54.18	5477.35	86.90
Misc. Receipts/Trading		-	-	-	-	-	-	12.11	-	-	-	-	12.11	12.11	-	-	-	12.11	-	-	-	-
GRAND TOTAL		144163	416.95	332.88	4920.17	6484.36	66.50	16522.84	21983.11	78.87	48.55	143.22	21955.72	21330.16	70.84	62.54	121.82	21585.06	6273.06	54.18	5477.35	86.90
Check Difference		-	-	-	-	-	-	-	-	-	-	-	-	-	-	-	-	-	-	-	-	-



443

Executive Engineer (EI)
RA Section
Corporate Office, Hescom
Navanagar, Hubballi - 580 025

HUBLI ELECTRICITY SUPPLY COMPANY LIMITED
Statement Showing Division Wise Detail DCB for the Month of FY 2020-21 (Up to Sept-20).

Tariff	Description	Total No of Install.	CONNECTED LOAD (kVAs) (M1000)	CONSUMPTION In Units	OPENING BALANCE				DEMAND				COLLECTION					CLOSING BALANCE									
					Revenue	Interest	Tax	Total	Revenue	FAC	Interest	Tax	Total	Revenue	FAC	Interest	Tax	Total	Revenue	FAC	Interest	Tax	Total				
					11	12	13	14	15	16	17	18	19	20	21	22	23	24	25	26							
436 Bagalkot Division																											
LT-1 Up to 40Units	BJ/KJ	50345	2.48	8.96	-	-	-	-	611.61	2.34	0.05	-	-	614.00	611.61	2.34	0.05	-	-	614.00	-	-	-	-	-	-	-
LT-1 Above 40 Units	BJ/KJ	3471	0.25	2.25	74.73	36.72	8.08	104.01	64.97	0.92	6.84	5.44	77.97	36.49	2.38	1.71	2.94	43.50	103.21	-14.97	41.65	8.58	-	-	-	-	
LT-1	BJ/KJ Total	53816	2.73	11.19	74.73	36.72	8.08	104.01	676.58	3.26	6.89	5.44	691.97	648.10	4.70	1.78	2.94	657.50	103.21	-14.97	41.65	8.58	-	-	-	-	
LT-2 a	Lighting & ADH	186341	160.88	53.77	381.72	52.98	133.16	655.48	3169.68	15.33	37.48	218.28	3440.76	2891.08	11.24	21.79	197.50	3121.81	870.30	81.71	68.66	153.93	-	-	-	138.48	
LT-3	Cont. Lighting	23914	40.33	12.75	109.80	10.03	70.13	205.83	1235.30	4.14	11.58	92.22	1343.25	1206.38	3.59	8.54	92.35	1310.87	138.72	16.42	13.08	70.00	-	-	-	138.48	
LT-4(a)	IP Sets (10 HP & Below)	47237	273.02	178.73	4524.55	5809.47	0.85	10357.43	11469.87	42.25	0.00	-	11512.12	11393.44	41.75	4.02	0.01	11439.21	4600.69	23.04	5805.48	0.85	-	-	-	974.61	
LT-4(b)	IP Sets (Above 10 HP)	57	1.17	0.17	154.80	89.11	7.15	252.22	9.36	0.05	8.86	0.52	18.80	-	-	-	-	-	164.16	1.22	97.97	7.87	-	-	-	238.22	
LT-4(c)	IP Sets Pvt. Horticulture	67	0.35	0.09	8.90	1.82	0.59	11.30	4.16	0.03	0.43	0.22	4.84	2.10	0.01	0.13	0.13	2.38	10.96	0.20	1.92	0.67	-	-	-	271.02	
LT-5	LT Industrial	8937	72.06	8.71	138.74	38.26	45.77	229.24	707.40	2.85	9.21	42.72	761.87	667.34	2.21	5.86	39.87	715.28	178.80	8.89	41.61	48.63	-	-	-	275.93	
LT-5a	Water supply	3115	18.98	16.56	2181.78	8.25	84.72	2321.20	897.37	4.84	98.50	63.09	1064.80	722.94	1.22	72.80	47.16	843.93	2356.21	50.07	35.15	100.65	-	-	-	275.93	
LT-5b	Streetlights	1756	6.04	5.36	1169.87	-85.16	52.89	1184.82	400.59	1.85	40.15	29.54	472.14	323.11	1.18	42.08	24.21	390.58	1247.35	7.81	-87.09	58.22	-	-	-	275.93	
LT-7	Temporary Supply (67 HP & Below)	8249	15.43	0.85	221.34	60.49	15.71	297.88	199.86	0.30	1.81	8.12	210.08	186.18	0.23	1.34	8.95	194.71	235.02	0.41	60.65	16.88	-	-	-	275.93	
LT-TOTAL		333439	591.03	288.18	6976.24	6041.74	417.06	15593.38	17201.17	74.69	215.73	460.15	19520.74	18045.68	84.13	168.33	411.13	18676.06	9706.72	172.91	6099.36	468.07	-	-	-	313.25	
HT-1	Water Supply	47	8.80	8.89	783.70	130.88	59.40	980.98	569.61	2.52	57.94	40.63	670.70	517.73	0.58	46.65	31.81	596.78	815.59	28.94	142.18	68.23	-	-	-	1054.93	
HT-2(a)	HT Industrial	208	77.71	28.22	385.25	12.96	15.12	420.99	2170.36	8.33	30.94	169.23	2376.88	2109.64	6.44	17.22	167.73	2301.04	445.96	7.56	26.67	16.62	-	-	-	496.84	
HT-2(b)	Commercial	37	5.25	1.87	17.38	4.71	13.21	36.15	204.60	0.68	1.95	14.68	221.82	206.73	0.64	2.75	14.41	224.53	15.25	0.90	3.91	13.48	-	-	-	33.54	
HT-2(c)	Hospitals	18	3.85	2.49	-13.83	4.32	10.31	1.58	218.75	0.92	0.90	16.69	236.26	202.96	0.90	0.26	15.63	219.77	2.94	0.79	4.98	11.37	-	-	-	20.06	
HT-3(a)	Lift Irrigation	18	56.51	10.46	67.31	1.23	2.00	75.55	409.23	3.40	4.28	26.02	442.94	417.37	1.76	3.19	18.91	441.23	59.18	6.64	2.33	9.11	-	-	-	77.26	
HT-3(b)	Govt. & Pvt. Horticulture	-	-	-	-	-	-	-	-	-	-	-	-	-	-	-	-	-	-	-	-	-	-	-	-	-	
HT-4	Residential Apartments	4	0.82	-	-	-	-	0.00	0.00	-	-	-	-	-	-	-	-	-	-	-	-	-	-	-	-	0.00	
HT-5	Temporary Supply (67 HP & Above)	7	7.55	0.01	151.95	0.22	6.77	158.44	1.58	0.01	-	0.08	1.65	6.08	0.01	-	0.08	6.17	147.43	-0.49	0.22	6.77	-	-	-	153.92	
HT-TOTAL		339	180.30	1.74	1371.75	154.37	106.81	1873.88	3576.15	13.86	96.01	267.34	3962.35	3460.54	10.33	70.05	248.64	3789.49	448.36	44.34	180.27	126.59	-	-	-	1838.65	
TOTAL (LT + HT)		333878	771.33	289.92	10347.99	6196.47	523.86	17273.07	22345.31	88.55	311.74	727.49	23473.09	21506.22	94.46	228.13	669.69	22465.55	11192.05	217.24	678.51	591.66	-	-	-	1820.90	
Misc.Receipts/Trading		-	-	-	-	-	-	-	51.22	-	-	-	51.22	51.22	-	-	-	51.22	-	-	-	-	-	-	-	-	
GRAND TOTAL		333878	771.33	289.92	10347.99	6196.47	523.86	17273.07	22396.53	88.55	311.74	727.49	23524.31	21557.44	94.46	228.13	669.69	22516.77	11192.05	217.24	678.51	591.66	-	-	-	1820.90	
Check Difference		-	-	-	-	-	-	-	-	-	-	-	-	-	-	-	-	-	-	-	-	-	-	-	-	-	



444


(Signature)
Executive Engineer (EI)
RA Section
Corporate Office, Hesco
Navanagar, Hubballi - 580 075

HUBLI ELECTRICITY SUPPLY COMPANY LIMITED

Statement Showing Division Wise Detail DCB for the Month of FY 2020-21 (Up to Sept-20).

(Rs in lakhs)

Tariff	Description	Total No. of Inlets	CONNECTED LOAD (Watt (prob))	CONSUMPTION in MUs	OPENING BALANCE				DEMAND				COLLECTION				CLOSING BALANCE					
					Revenue	Interest	Tax	Total	Revenue	FAC	Interest	Tax	Total	Revenue	FAC	Interest	Tax	Total	Revenue	FAC	Interest	Tax
1	2	3	4	5	11	12	13	14	15	16	17	18	19	20	21	22	23	24	25	26	27	28
431	Jamkhandi Division																					
LT-1 Up to 40 Units	B/NO	14832	0.72	2.12	-	-	-	-	133.54	-	-	-	133.54	133.54	-	-	-	133.54	-	-	-	-
LT-1 Above 40 Units	B/NO	1848	0.15	1.14	52.32	22.35	2.58	80.02	39.77	0.86	3.17	3.36	47.16	46.45	1.02	8.90	2.86	59.22	45.64	2.80	16.62	3.06
LT-1	B/NO Total	16680	0.86	3.26	52.32	22.35	2.58	80.02	173.30	0.86	3.17	3.36	180.69	179.99	1.02	8.90	2.86	192.76	45.64	2.80	16.62	3.06
LT-2 a	Lighting & ABH	103482	77.20	28.44	358.78	87.20	57.81	506.94	1577.88	2.93	21.48	108.59	1710.89	1449.04	3.65	51.83	97.20	1601.71	487.83	22.44	36.85	89.20
LT-3	Comm. Lighting	14541	23.80	7.84	55.52	6.15	34.11	99.83	749.17	0.98	6.17	57.07	813.40	728.75	0.95	5.13	55.44	791.28	74.95	4.09	7.19	35.74
LT-4(a)	IP Sets (10 HP & Below)	59389	358.49	302.18	8657.77	4508.91	2.03	13168.73	19611.60	56.90	0.00	-	19668.50	20283.46	56.93	888.75	0.00	21229.13	7985.91	-0.01	3620.16	2.03
LT-4(b)	IP Sets (Above 10 HP)	12	0.24	0.05	44.12	16.04	1.96	62.54	1.99	0.03	1.38	0.15	3.55	-	-	-	-	-	46.11	0.45	17.42	2.12
LT-4(c)	IP Sets Pvc Horticulture	3	0.01	0.00	0.01	0.00	0.00	0.02	0.16	0.00	0.00	0.01	0.18	0.17	0.00	0.00	0.01	0.18	0.01	0.00	0.00	0.00
LT-5	LT Industrial	10739	61.63	8.23	178.57	7.94	34.57	223.42	651.87	0.88	5.78	39.74	698.25	613.49	1.00	5.18	33.78	653.45	217.95	1.22	8.52	40.52
LT-5a	Water supply	2057	10.45	7.79	566.20	155.24	57.69	782.41	423.48	1.89	28.12	31.31	484.59	732.14	3.37	47.70	30.23	813.43	257.53	1.80	135.66	58.78
LT-5b	Streetlights	849	2.98	2.80	342.21	187.58	47.24	573.87	180.58	0.21	18.24	14.37	213.41	574.36	0.35	45.47	28.06	648.23	-51.57	-3.30	160.35	33.55
LT-7	Temporary Supply (57 HP & Below)	6261	13.14	0.56	-25.47	1.17	6.61	-15.93	124.85	0.10	0.98	4.95	130.88	114.51	0.08	0.71	4.50	119.78	-15.12	1.79	1.44	7.07
LT- TOTAL		214043	648.61	358.75	1023.02	4972.94	244.80	15481.34	23484.90	14.56	85.30	259.57	23904.34	24678.88	67.33	1063.67	252.07	28049.94	8049.04	30.83	4004.22	252.10
HT-1	Water Supply	21	4.29	3.73	340.54	41.15	14.75	402.84	245.93	0.80	15.78	17.46	279.98	522.68	0.35	29.48	18.46	570.98	83.79	6.86	27.43	13.74
HT-2(a)	HT Industrial	31	29.02	7.03	42.73	67.84	74.77	224.87	886.07	2.02	8.48	43.28	919.85	672.83	0.81	2.11	20.82	896.47	235.97	41.13	74.02	97.13
HT-2(b)	Commercial	5	0.45	0.21	-3.11	0.07	1.98	-1.02	23.29	0.00	0.05	1.86	25.00	22.35	0.00	0.04	1.11	23.50	-2.16	0.03	0.09	2.53
HT-2 (c)	Hospitals	8	0.68	0.28	0.20	0.06	0.79	0.94	30.91	0.01	0.14	1.89	32.94	28.48	0.00	0.12	1.63	30.23	2.63	-0.11	0.08	1.05
HT-3(a)	Urt Irrigation	7	107.28	21.90	755.63	23.17	44.47	916.74	1098.30	12.21	39.93	54.19	1202.63	1215.77	0.82	48.68	45.37	1310.84	636.16	104.88	14.43	53.28
HT-3(b)	Govt. & Pvc Horticulture	-	-	-	-	-	-	-	-	-	-	-	-	-	-	-	-	-	-	-	-	-
HT-4	Residential Apartments	-	-	-	-	-	-	-	-	-	-	-	-	-	-	-	-	-	-	-	-	-
HT-5	Temporary Supply (57 HP & Above)	2	0.31	-	-	-	-	-	-	-	-	-	-	-	-	-	-	-	-	-	-	
HT- TOTAL		74	142.01	33.15	1136.98	132.10	136.75	1544.37	2262.50	15.04	64.38	118.48	2460.38	2462.10	1.79	80.42	87.50	2431.32	834.39	102.77	115.04	177.74
TOTAL (LT & HT)		214117	690.62	391.90	1136.98	5104.98	381.55	17026.21	25747.40	79.61	149.68	378.05	26364.72	27139.98	69.12	1154.09	339.57	28081.76	8884.43	41.95	4120.26	419.83
Misc Receipts/Trading									34.75				34.75	34.75				34.75				
GRAND TOTAL		214117	690.62	391.90	1136.98	5104.98	381.55	17026.21	25782.15	79.61	149.68	378.05	26400.47	27174.73	69.12	1154.09	339.57	28116.51	8884.43	41.95	4120.26	419.83
Check Difference																						



445

Executive Engineer (EI)
 RA Section
 Corporate Office, Hescom
 Navanagar, Hubballi - 580 025

HUBLI ELECTRICITY SUPPLY COMPANY LIMITED
Statement Showing Division Wise Detail DCB for the Month of FY 2020-21 (Up to Sept-20).

(Rs in lakhs)

Tariff	Description	Total No. of meters	CONNECTED LOAD (MVA) (1000)	CONSUMPTION IN MUs	OPENING BALANCE				DEMAND				COLLECTION				CLOSING BALANCE				
					Revenue	Interest	Tax	Total	Revenue	FAC	Interest	Tax	Total	Revenue	FAC	Interest	Tax	Total			
487 Mudhol Division																					
LT-1 Up to 40	BPND	18658	0.91	3.12	-	-	-	-	199.83	0.88	-	-	200.79	199.83	0.98	-	-	200.79	-	-	
LT-1 Above 40	BPND	2005	0.13	1.22	38.69	10.08	2.98	40.33	42.32	0.27	4.11	3.44	50.14	3.96	0.63	-7.14	1.56	-1.38	200.79	-	
LT-1	BPND Total	20661	1.04	4.34	38.69	10.08	2.98	40.33	242.15	1.22	4.11	3.44	290.93	203.39	1.58	-7.14	1.56	-1.38	77.45	-11.38	
LT-2 a	Lighting & A&H	69727	81.39	18.72	220.82	15.33	18.96	288.31	971.87	4.44	21.32	66.50	1083.83	773.92	0.95	-30.27	56.13	800.83	428.57	27.99	
LT-3	Cont. Lighting	8232	16.24	5.04	52.91	3.99	14.13	76.53	472.06	1.48	6.08	38.42	523.01	453.09	1.12	3.52	36.08	494.37	78.30	5.89	
LT-4(a)	P/Sec (20 HP & below)	47265	337.26	315.00	4055.36	4575.94	-	8631.30	20443.80	67.10	-	-	20510.70	19772.70	67.10	-887.57	0.02	18992.24	4728.27	-	
LT-4(b)	P/Sec (20 HP & below)	4	0.13	0.01	4.54	1.93	0.54	7.11	0.47	0.01	0.07	0.04	0.59	-	-	-	-	5483.51	-	-	
LT-4(c)	P/Sec (20 HP & below)	1	0.00	-	0.02	-	0.00	0.02	-	-	-	-	-	-	-	-	-	-	5.01	0.10	
LT-5	LT Household	2989	22.98	3.00	39.19	1.72	3.73	48.07	229.92	0.88	3.77	13.86	246.21	204.59	0.31	0.41	13.38	218.89	64.52	3.88	
LT-6a	Water supply	1464	6.47	7.75	1039.11	288.37	89.45	1417.86	418.36	2.17	52.71	31.20	504.44	346.31	-2.75	48.76	17.98	429.31	112.16	27.65	
LT-6b	Streetlights	631	1.89	1.11	266.87	60.30	18.25	341.95	80.04	0.31	11.24	6.08	97.69	119.35	-0.21	13.23	4.34	136.71	227.56	-0.95	
LT-7	Temporary Supply (20 HP & below)	2903	4.47	0.17	-17.01	1.83	8.16	-8.15	53.50	0.05	0.89	1.41	55.65	56.74	0.00	0.43	1.43	60.80	-22.24	-0.08	
LT-TOTAL		180747	461.97	3537.6	8708.49	19377.43	16271	109423.4	22918.77	71.64	91.83	148.73	23251.12	21931.95	67.00	639.83	130.92	21721.34	5196.41	57.13	
HT-1	Water supply	19	1.62	2.05	48.98	20.71	15.63	80.40	132.03	0.74	8.70	9.96	152.05	19.41	-0.94	-11.20	2.14	9.51	162.59	5.88	4.62
HT-2(a)	HT Industrial	72	46.80	9.15	403.38	5.89	33.44	455.16	1311.04	9.82	12.51	86.19	1427.36	1337.86	5.96	8.23	48.44	1398.50	378.55	18.10	
HT-2(b)	Commercial	6	0.62	0.12	7.24	0.21	1.28	8.69	13.37	0.03	0.51	0.78	14.70	10.17	0.17	0.18	0.80	11.10	10.44	-0.18	
HT-2(c)	Hospitals	12	1.08	0.33	18.95	1.70	2.90	24.05	34.72	0.11	1.11	2.28	38.20	38.80	-0.06	2.18	1.95	43.51	14.08	0.70	
HT-3(a)	LT Ingression	6	6.94	5.19	21.81	3.20	0.39	25.52	171.78	2.50	2.83	12.03	198.12	162.85	2.31	0.82	11.78	177.54	30.72	0.34	
HT-3(b)	Cont. & P&C Ingression	-	-	-	-	-	-	-	-	-	-	-	-	-	-	-	-	-	-	-	
HT-4	Residential Metering	1	0.13	0.10	-	-	-	-	-	-	-	-	-	-	-	-	-	-	-	-	
HT-5	Residential Metering (20 HP & below)	1	0.21	0.07	-	-	-	-	-	-	-	-	-	-	-	-	-	-	-0.01	0.00	
HT-TOTAL		117	57.82	17.06	501.58	3172	63.81	603.87	1882.00	13.06	26.89	141.72	1854.6	1583.29	7.38	2.02	68.04	1660.78	594.25	22.31	
MEASURING CHARGES		16084	69.23	3776.14	5203.85	4963.15	204.33	11648.95	24691.07	90.89	128.87	722.85	26911.28	23820.54	17.89	880.88	196.98	22542.83	7248.58	16.73	
GRAND TOTAL		60644	56.24	570.44	6093.85	14953.15	206.33	11648.95	24871.87	90.88	129.67	722.85	25112.04	23501.74	73.88	880.88	196.98	22963.83	7299.58	16.73	
Change in Revenue																					
Change in Interest																					
Change in Tax																					
Change in Total																					



Executive Engineer (ED)
 RA Section
 Corporate Office, Hesco
 Navranggar, Hubballi - 580 025



HUBLI ELECTRICITY SUPPLY COMPANY LIMITED
Statement Showing Division Wise Detail DCB for the Month of FY 2020-21 (Up to Sept-20).

Tenth	Description	Total No. of units	CONNECTED LOAD (Kwhrs) (1000)	CONSUMPTION in MU	OPENING BALANCE				DEMAND				COLLECTION					CLOSING BALANCE								
					Revenue	Interest	Tax	Total	Revenue	FAC	Interest	Tax	Total	Revenue	FAC	Interest	Tax	Total	Revenue	FAC	Interest	Tax	Total			
1	2	3	4	5	6	7	8	9	10	11	12	13	14	15	16	17	18	19	20	21	22	23	24	25	26	
435 Bijapur Division																										
LT-1 Up to 40 Units	BJ/KO	22277	1.16	3.15	-	-	-	-	166.70	0.27	-	-	166.97	166.70	0.27	-	-	166.97	-	-	-	-	-	-	-	-
LT-1 Above 40 Units	BJ/KO	3008	0.25	1.70	133.83	34.75	8.50	179.25	60.42	8.83	9.49	5.53	84.27	32.42	3.74	0.48	2.68	39.32	161.83	7.27	43.78	11.34	224.20	-	-	-
LT-1	BJ/KO Total	25283	1.40	4.86	133.83	34.75	8.50	179.25	227.12	9.10	9.49	5.53	251.23	199.13	4.00	0.48	2.68	206.29	161.83	7.27	43.78	11.34	224.20	-	-	-
LT-2 a	Lighting & AEH	165655	236.63	62.46	559.02	128.21	401.32	1117.50	3980.93	2.65	49.36	269.60	4302.56	3683.35	0.94	42.33	248.14	3674.77	856.80	30.65	135.26	422.77	1445.29	-	-	-
LT-3	Cont. Lighting	25525	55.82	16.22	30.33	26.98	182.72	247.09	1641.88	1.06	15.91	127.73	1786.58	1570.66	0.78	10.80	114.80	1697.04	101.56	7.33	32.10	195.64	336.63	-	-	-
LT-4(a)	IP Sets (10 HP & Below)	57699	296.71	219.50	3631.42	4806.93	0.00	8438.17	14301.83	44.34	0.10	-	14346.27	14315.71	44.17	0.51	0.00	14360.39	3617.53	0.00	4906.53	0.00	8424.06	-	-	-
LT-4(b)	IP Sets (Above 10 HP)	12	0.11	0.01	6.79	0.82	0.01	7.63	0.74	0.00	0.04	0.03	0.81	0.28	-	0.00	0.00	0.28	7.25	0.01	0.86	0.04	8.16	-	-	-
LT-4(c)	Pvt. Horticulture	4	0.04	0.01	0.39	-	-	0.39	0.40	0.00	0.00	0.03	0.43	0.41	0.00	0.00	0.03	0.45	0.37	0.00	0.00	0.04	0.37	-	-	-
LT-5	LT Industrial	5348	53.69	8.83	-21.98	7.54	61.59	53.76	802.71	0.74	5.87	46.25	855.56	709.82	0.53	4.86	43.98	759.18	70.91	6.83	8.54	63.86	150.14	-	-	-
LT-5a	Water supply	2322	13.38	6.74	1105.67	86.89	47.15	1258.33	382.20	1.43	44.08	24.52	432.21	344.20	0.05	34.09	17.62	395.96	1123.66	19.99	96.88	54.05	1294.58	-	-	-
LT-5b	Streetlights	1902	7.24	3.20	409.06	-19.05	39.96	433.23	283.46	0.12	16.88	17.69	318.14	468.87	0.01	18.42	16.57	505.87	223.64	3.38	-20.60	38.07	245.50	-	-	-
LT-7	Temporary Supply (67 HP & Below)	4049	7.94	1.74	-421.00	22.13	55.74	-342.96	424.28	0.09	4.05	12.93	441.35	398.49	0.42	0.97	11.99	411.86	-395.20	-0.15	25.21	56.88	-313.47	-	-	-
LT-TOTAL		257739	674.72	323.69	5433.51	5005.22	106.39	1332.40	22026.55	63.54	145.79	504.23	22735.16	21690.91	60.91	112.46	457.43	22312.10	5768.15	75.31	5125.95	843.45	1816.44	-	-	-
HT-1	Water Supply	17	10.83	8.96	811.38	19.76	56.36	701.38	368.52	0.92	43.16	22.35	434.95	727.61	-	43.81	25.58	797.00	252.28	14.80	19.11	53.13	339.33	-	-	-
HT-2(a)	HT Industrial	109	63.57	17.99	535.24	8.03	94.71	644.53	1718.59	4.71	45.86	117.62	1886.77	1508.30	0.85	21.70	96.88	1627.73	745.53	9.41	33.19	115.45	903.58	-	-	-
HT-2(b)	Commercial	45	8.01	2.85	-7.05	1.38	16.52	10.87	347.18	0.03	1.41	21.33	369.95	334.10	0.04	1.43	18.45	354.02	6.03	0.04	1.34	19.40	26.80	-	-	-
HT-2 (c)	Hospitals	30	6.29	5.42	-210.38	0.65	12.89	-196.58	622.73	0.61	1.11	36.64	663.28	419.60	-0.38	0.57	16.31	436.30	-7.46	1.25	1.19	35.42	30.41	-	-	-
HT-3(a)	LRI Irrigation	1	0.37	0.01	0.05	0.07	0.15	0.35	3.63	0.00	0.01	0.03	3.68	3.96	0.00	0.01	0.05	4.03	-0.28	0.08	0.07	0.14	0.00	-	-	-
HT-3(b)	Govt. & Pvt. Horticulture	1	0.04	0.00	-	-	-	-	0.08	-	-	0.00	0.08	-	-	-	-	0.08	-	-	-	0.00	0.09	-	-	-
HT-4	Residential Apartments	-	-	-	-	-	-	-	-	-	-	-	-	-	-	-	-	-	-	-	-	-	-	-	-	-
HT-5	Temporary Supply (67 HP & Above)	-	-	0.02	2.01	-	0.18	2.19	2.12	-	-	0.19	2.31	4.50	-	-	-	4.50	-0.37	-	-	0.37	0.00	-	-	-
HT-TOTAL		203	89.12	34.96	831.25	30.81	180.20	1162.74	3662.15	6.27	51.56	200.36	391.03	2795.23	0.51	67.53	157.26	3223.58	995.12	25.58	54.30	223.50	300.19	-	-	-
TOTAL (LT + HT)		258042	763.83	358.65	6264.76	5126.03	1277.73	12559.15	25088.40	69.81	237.33	704.65	26056.20	24486.15	61.41	179.99	615.09	25635.68	6763.97	100.89	5183.44	1067.33	1316.66	-	-	-
Misc. Receipts/Trading		-	-	-	-	-	-	-	122.59	-	-	-	122.59	122.59	-	-	-	122.59	-	-	-	-	-	-	-	-
GRAND TOTAL		258042	763.83	358.65	6264.76	5126.03	1277.73	12559.15	25210.99	69.81	237.33	704.65	26178.79	24608.74	61.41	179.99	615.09	25758.27	6763.97	100.89	5183.44	1067.33	1316.66	-	-	-
Check Difference		-	-	-	-	-	-	-	-	-	-	-	-	-	-	-	-	-	-	-	-	-	-	-	-	-

NOTAR PUBLIC
P. S. SIRDESHPANDE
B Com. LL B (Spl) MBA
ADVOCATE
HUBLI 580 025
Reg No 22394
Date 17-08-2020
to five years

447

Executive Engineer (EI)
RA Section
Corporate Office, Hescom
Navanagar, Hubballi - 580 025

HUBLI ELECTRICITY SUPPLY COMPANY LIMITED
Statement Showing Division Wise Detail DCB for the Month of FY 2020-21 (Up to Sept-20).

Sl. No.	Description	Total No. of install.	CONNECTED LOAD (MVA) (*1000)	CONSUMPTION in MU's	OPENING BALANCE						DEMAND						COLLECTION						CLOSING BALANCE					
					Revenue	Interest	Tax	Total	Revenue	FAC	Interest	Tax	Total	Revenue	FAC	Interest	Tax	Total	Revenue	FAC	Interest	Tax	Total					
482 Indi Division																												
LT-1 Up to 40kVA	RVND	43925	2.08	7.04	- 1.71	0.88	0.14	0.00	482.11	0.80	-	0.39	483.30	482.04	0.86	-	0.39	483.29	-1.84	0.81	0.89	-0.14	0.89	0.14	0.00	251.97		
LT-1 Above 40kVA	RVND	2141	0.06	1.41	141.99	67.02	11.89	216.78	48.05	0.75	3.88	3.88	64.08	23.74	1.31	1.85	2.16	28.88	188.90	-4.00	78.88	13.37	251.97	251.97	0.00	251.97		
LT-1	RVND/Total	46066	2.16	8.45	139.67	67.71	11.74	218.78	831.16	1.55	4.35	4.35	547.38	505.78	2.18	1.85	2.56	512.17	168.26	-3.19	78.38	13.52	251.98	251.98	0.00	251.98		
LT-2 & LT-3	Lighting & A&I	115575	150.28	28.12	467.49	67.78	43.30	628.99	1588.28	8.10	29.85	108.47	1730.67	1324.19	2.88	14.51	98.50	1428.05	731.56	51.67	83.10	53.27	919.81	919.81	0.00	919.81		
LT-3	Cont. Lighting	18172	36.00	9.81	98.22	6.67	28.14	148.15	888.48	2.34	8.31	68.44	885.53	845.29	1.85	6.47	67.02	920.63	141.36	13.82	10.52	28.56	184.05	184.05	0.00	184.05		
LT-4(a)	IP Sets (UP for & below)	101639	478.79	245.88	5535.21	8780.49	- 5.56	12319.73	18006.72	55.31	0.00	-	18081.04	18008.80	55.31	4.50	-	16088.41	5532.33	8.59	6775.98	- 5.56	12312.35	12312.35	0.00	12312.35		
LT-4(b)	IP Sets (Above 10 HP)	21	0.14	-	26.83	12.48	0.11	39.50	0.31	-	0.30	-	0.61	0.03	-	-	0.03	0.03	27.21	0.00	12.76	0.11	40.08	40.08	0.00	40.08		
LT-4(c)	IP Sets Pvc. Intubature	3	0.04	0.01	- 0.02	0.00	0.00	0.00	0.48	0.00	0.00	0.03	0.51	0.36	0.03	0.00	0.02	0.40	0.10	0.00	0.00	0.01	0.10	0.10	0.00	0.10		
LT-5	LT Transdnl	7215	41.33	5.88	86.45	5.05	10.28	105.58	411.59	1.33	5.48	25.10	443.47	360.31	0.80	3.47	28.04	410.71	117.73	4.23	7.04	8.34	138.94	138.94	0.00	138.94		
LT-6a	Water supply	1869	8.18	8.33	505.78	14.88	51.87	594.84	425.24	2.15	28.48	32.44	488.31	441.99	8.79	87.62	28.27	545.88	489.03	17.88	- 24.45	55.03	537.29	537.29	0.00	537.29		
LT-6b	Streetlights	547	3.06	1.35	61.56	- 15.57	4.40	46.54	101.45	0.30	4.24	7.82	113.60	73.45	0.39	4.24	7.35	85.43	89.56	- 3.94	- 15.58	4.67	74.71	74.71	0.00	74.71		
LT-7	Temporary Supply (UP for & below)	1548	5.55	0.47	- 2.94	- 0.80	2.89	- 1.01	105.88	0.19	1.86	4.54	111.48	128.77	0.06	1.50	4.29	132.82	- 24.62	- 0.22	- 0.44	3.14	- 22.14	- 22.14	0.00	- 22.14		
LT-TOTAL		252382	721.5	307.26	8318.54	8840.35	44.18	14027.28	20887.73	83.27	68.43	248.98	30482.82	19708.77	70.95	103.85	233.08	20114.13	2789.80	83.44	5725.13	153.10	4448.33	4448.33	0.00	4448.33		
HT-1	Water Supply	27	7.82	5.75	152.81	5.38	12.19	181.78	410.33	2.04	13.43	28.11	454.82	158.30	0.82	2.87	11.33	172.82	404.85	13.01	18.15	29.88	483.77	483.77	0.00	483.77		
HT-3(a)	HT Transdnl	39	10.70	4.73	162.43	21.87	16.33	201.35	574.86	1.51	9.93	30.78	817.07	636.04	1.10	4.05	28.99	871.08	100.33	1.14	27.75	18.11	147.34	147.34	0.00	147.34		
HT-3(b)	Commercial	3	0.27	0.08	- 0.38	-	0.00	- 0.43	10.14	0.02	0.01	0.88	10.84	9.08	0.02	0.01	0.57	9.69	0.47	0.15	-	0.11	0.22	0.22	0.00	0.22		
HT-3 (c)	Hospitals	11	0.37	0.09	5.86	0.15	0.30	6.54	11.85	0.02	0.17	0.59	12.83	14.89	0.01	0.13	0.66	15.66	2.82	0.45	0.18	0.24	3.90	3.90	0.00	3.90		
HT-3(d)	Urban Inpation	1	0.21	0.48	-	-	-	-	14.08	0.02	0.48	1.14	15.73	-	-	-	-	-	14.08	0.02	0.49	1.14	15.73	15.73	0.00	15.73		
HT-3(e)	Cont. & Pvc. Intubature	2	0.06	0.01	2.84	0.20	0.04	3.10	0.94	0.00	0.08	0.05	1.08	3.93	0.00	0.20	0.05	4.18	- 0.15	0.02	0.08	0.04	- 0.00	- 0.00	0.00	- 0.00		
HT-4	Residential Apartments	-	-	-	-	-	-	-	-	-	-	-	-	-	-	-	-	-	-	-	-	-	-	-	-	-	-	
HT-5	Temporary Supply (UP for & below)	8	0.48	1.10	444.17	- 3.54	- 5.83	437.84	101.98	0.26	17.15	10.29	128.89	16.28	-	0.06	0.15	16.48	528.89	3.41	13.55	4.31	581.16	581.16	0.00	581.16		
HT-TOTAL		83	15.74	12.22	787.14	24.05	7.20	830.24	1724.11	3.37	41.77	24.24	741.98	633.33	0.74	7.12	41.74	890.06	1051.33	18.20	29.20	33.49	1152.23	1152.23	0.00	1152.23		
TOTAL (HT & LT)		253215	737.24	319.48	9105.68	9064.40	51.38	14767.52	22611.84	86.64	110.20	273.22	31104.80	20342.10	71.69	110.97	274.83	21004.19	3841.46	101.64	182.30	186.59	1662.56	1662.56	0.00	1662.56		
Misc. Receipts (Cont. & Pvc. Intubature)																												
GRAND TOTAL		253215	737.24	319.48	9105.68	9064.40	51.38	14767.52	22611.84	86.64	110.20	273.22	31104.80	20342.10	71.69	110.97	274.83	21004.19	3841.46	101.64	182.30	186.59	1662.56	1662.56	0.00	1662.56		
Check Difference																												

Executive Engineer (EI)
RA Section
Corporate Office, Hesco
Navanagar, Hubballi - 580 025

Signature of Executive Engineer (EI)
Signature of RA Section
Corporate Office, Hesco
Navanagar, Hubballi - 580 025

(Rs in lakhs)

HUBLI ELECTRICITY SUPPLY COMPANY LIMITED
Statement Showing Division Wise Detail DCB for the Month of FY 2020-21 (Up to Sept-20).

(Rs in lakhs)

Tariff	Description	Total No. of Units	CONNECTED LOAD (MVA) ('000)	CONSUMPTION In HUs	OPENING BALANCE				DEMAND				COLLECTION				CLOSING BALANCE				
					Revenue	Interest	Tax	Total	Revenue	FAC	Interest	Tax	Total	Revenue	FAC	Interest	Tax	Total	Revenue	FAC	Interest
1	2	3	4	5	11	12	13	14	15	16	17	18	19	20	21	22	23	24	25	26	27
489 Basavana Bagewadi																					
LT-1 Up to 40 Units	B/KI	38525	1.80	5.58	-	-	-	-	365.98	1.28	-	-	367.26	365.98	1.28	-	-	367.26	-	-	-
LT-1 Above 40 Units	B/KI	3186	0.14	2.80	49.06	16.07	4.35	63.62	81.20	0.86	4.88	4.99	71.73	41.37	1.53	2.88	3.53	49.28	68.89	-6.54	17.89
LT-1	B/KI Total	41711	1.94	8.17	49.06	16.07	4.35	63.62	81.20	0.86	4.88	4.99	71.73	41.37	1.53	2.88	3.53	49.28	68.89	-6.54	17.89
LT-2 a	Lighting & A&H	100698	121.28	25.55	221.43	39.25	16.73	344.46	1396.19	6.49	20.07	94.71	1517.47	1257.08	3.70	12.62	93.85	1387.24	360.58	67.84	46.70
LT-3	Cont. Lighting	14367	27.43	7.89	69.33	6.78	8.81	100.41	719.50	2.21	6.04	54.55	782.31	712.41	1.80	4.78	57.10	778.09	76.43	15.89	8.05
LT-4(a)	IP Sets (10 HP & Below)	45181	228.29	119.98	2199.27	3551.32	-	5752.08	7794.75	24.78	-	-	7819.53	7795.03	24.78	0.44	-	7820.25	2196.99	1.49	3550.89
LT-4(b)	IP Sets (Above 10 HP)	20	0.17	-	31.41	6.23	1.11	38.75	-	-	-	-	-	-	-	-	-	-	-	-	38.75
LT-4(c)	IP Sets Pvt. Horticulture	3	0.02	0.01	0.80	0.17	0.05	1.02	0.28	0.00	0.01	0.02	0.28	0.01	-	0.00	0.00	0.01	1.04	0.01	0.18
LT-5	LT Industrial	4595	32.24	4.44	17.97	3.46	3.08	31.79	337.11	1.24	2.39	20.29	361.04	334.38	0.97	2.10	21.88	359.33	20.71	7.55	3.75
LT-6a	Water supply	1662	9.88	8.09	650.14	112.08	54.62	843.77	477.99	2.26	35.58	33.17	549.00	370.09	0.24	27.31	24.28	421.90	758.04	28.95	120.36
LT-6b	Street Lights	918	4.72	2.43	215.10	18.20	20.46	259.75	195.82	0.62	13.36	12.37	222.16	161.77	0.09	5.58	8.96	176.40	249.14	8.52	23.98
LT-7	Temporary Supply (67 HP & Below)	2139	4.90	0.44	-54.89	1.75	7.78	-45.51	112.33	0.13	0.83	4.82	118.11	105.72	0.07	0.62	4.45	110.85	-48.28	-0.08	1.97
LT-TOTAL		211272	431.85	177.04	3339.81	3763.33	119.36	7300.13	11461.12	39.97	82.97	224.92	13888.88	11145.81	24.45	66.30	214.04	17448.60	3746.92	123.83	3780.00
HT-1	Water Supply	27	8.61	19.08	408.21	3.49	18.07	461.10	1088.85	5.78	47.70	91.58	1233.89	898.95	0.48	43.16	71.83	1014.21	588.12	36.83	8.03
HT-2(a)	HT Industrial	45	13.43	6.92	75.36	1.62	14.82	104.33	699.87	2.45	5.13	43.28	750.71	857.01	1.49	4.72	42.11	705.34	118.22	13.49	2.03
HT-2(b)	Commercial	12	10.44	2.01	14.17	-2.94	0.28	12.95	278.86	0.45	0.77	15.65	296.73	289.74	0.41	0.62	15.74	306.51	4.29	1.50	-2.79
HT-2(c)	Hospitals	8	0.84	0.21	7.12	0.18	0.25	7.90	17.81	0.08	0.58	1.05	19.53	12.54	0.05	0.43	1.12	14.15	12.38	0.38	0.33
HT-3(a)	LT Irrigation	9	167.93	61.43	217.97	7.58	11.22	278.58	3880.22	11.82	18.75	156.62	4067.41	4036.03	11.75	9.11	148.15	4205.04	62.18	41.91	17.20
HT-3(b)	Govt. & Pvt. Horticulture	-	-	-	-	-	-	-	-	-	-	-	-	-	-	-	-	-	-	-	-
HT-4	Residential Apartments	-	-	-	-	-	-	-	-	-	-	-	-	-	-	-	-	-	-	-	-
HT-5	Temporary Supply (67 HP & Above)	4	1.12	0.05	1.65	0.07	0.10	1.86	13.36	0.03	0.34	0.41	14.14	12.14	0.05	0.37	0.48	13.04	2.67	0.01	0.04
HT-TOTAL		105	202.37	89.69	724.48	9.93	44.72	888.72	5975.57	20.61	73.27	308.55	6352.39	5908.47	14.24	58.41	279.23	6263.25	788.04	93.92	24.83
TOTAL (LT + HT)		211337	634.22	266.73	4124.09	3773.30	163.70	8288.85	17436.69	60.58	156.24	633.46	18191.27	17054.22	44.53	114.77	483.27	17781.99	4514.96	217.55	3804.84
Misc. Receipts/Trading		-	-	-	-	-	-	-	35.28	-	-	-	35.28	35.28	-	-	-	35.28	-	-	-
GRAND TOTAL		211337	634.22	266.73	4124.09	3773.30	163.70	8288.85	17471.97	60.58	156.24	633.46	18226.55	17089.50	44.53	114.77	483.27	17817.27	4514.96	217.55	3804.84
Check Difference		-	-	-	-	-	-	-	-	-	-	-	-	-	-	-	-	-	-	-	-



449

Executive Engineer (EI)
RA Section
Corporate Office, Hescm
Navanagar, Hubballi - 580 025

ATTESTED

NOTARY.

YRATON

ALLEGED

... ..
... ..
... ..
... ..
... ..

